



AGENDA

CITY OF EL SEGUNDO

ENVIRONMENTAL COMMITTEE

MEETING LOCATION:
CITY HALL – WEST CONFERENCE ROOM
350 Main Street, El Segundo

The Environmental Committee, with certain statutory exceptions, can only take action upon properly posted and listed agenda items. The public can only comment on City-related business that is within the jurisdiction of the Environmental Committee and/or items listed on the Agenda during the Public Communications portion of the Meeting. Additionally, the Public can comment on any Public Hearing item on the Agenda during the Public Hearing portion of such item. The time limit for comments is five (5) minutes per person. *Before speaking to the Environmental Committee, please state: Your name and residence and the organization you represent, if desired. Please respect the time limits.*

In compliance with the Americans with Disabilities Act, if you need special assistance to participate in this meeting, please contact Jasmine Allen, Senior Management Analyst, 310-524-2365. Notification 48 hours prior to the meeting will enable the City to make reasonable arrangements to ensure accessibility to this meeting.

REGULAR MEETING OF THE EL SEGUNDO ENVIRONMENTAL COMMITTEE FRIDAY, JANUARY 10, 2020 – 12:00 P.M.

1. CALL TO ORDER
2. ROLL CALL
3. PUBLIC COMMUNICATIONS – (Related to City Business Only and for which the Committee is responsible – 5 minute limit per person, 30 minute limit total) *While all comments are welcome, the Brown Act does not allow the Environmental Committee to take action on any item not on the agenda. Environmental Committee members may respond to comments after Public Communications is closed.*
4. NEW BUSINESS: None
5. REPORTS: PUBLIC WORKS – *this portion of the agenda is for City staff to provide brief reports to the Committee. These are “receive and file,” non-action items only. Any actions needed to be taken must be included on an upcoming agenda.*
 - a. Public Works to ask Environmental Committee to submit all Agenda items and documents/attachments 72 hours prior to website posting. For example, if EC members submit final documents on Monday, the Agenda will be posted on Thursday. The staff needs time to review all documents and if necessary, have an opportunity to seek legal or executive advice, and if needed, have the Agenda reviewed by EC Chair prior to posting.
 - b. Public Works to ask Tracey and Corrie to assist with “Environmental Resources and Committee” new website pages.
 - c. Public Works to update the Committee on Commercial and Multi-Family Solid Waste Collections Permit Program: Permits issued and changes in the City.

- d. Public Works to recommend EC to presentation to City Council “Update from EC”, as the last EC presentation to Council was on May’ 2019. Possible City Council Meeting dates for EC to present: March 17; April 7; or April 21 (staff will need final documents from EC one month prior to the Council meeting).

6. ACTION ITEMS:

- a. Single-Use Plastics Educational Packet: committee to review draft and vote on presenting to Council for approval on sharing with the community (attached)
- b. Desalination Project: committee to review updated draft of pros/cons document and vote on presenting to Council (attached)
- c. Community Choice Aggregation Memo: committee to review draft of memo (attached) and vote on presenting to Council or holding off the recommendation until obtaining more data: Staff is not proposing CCA at the moment. Staff recommendation is to postpone looking into this for at least another year (attached).

7. REPORTS: ENVIRONMENTAL COMMITTEE MEMBERS – *this portion of the agenda is for members to discuss various ideas and for subcommittees established by the Committee to provide brief reports on the work being done by the subcommittee. These are “receive and file,” non-action items only. Any actions needed to be taken must be included on an upcoming agenda.*

- a. Work Plan: Committee members to update on their progress and discuss strategy for top five committee goals:
 - 1. Solid Waste Reduction/Elimination of Single-Use Plastics (Caroline Hawks/Tracey Miller-Zarneke): discuss additional work in progress beyond creation of Single-Use Plastics Educational Packet.
 - 2. Green Business Recognition Program (Corrie Zupo): provide update regarding the discussion with Chamber of Commerce and next steps.
 - 3. Water Conservation (Rachel McPherson)
 - 4. Green Construction Standards (Kristin Faivre/Sarah Brockhaus): to present and discuss Green Building Presentation (power point presentation attached). Public Works to share Solar information from Building and Planning Dept (attached).
 - 5. Community Choice Aggregation (Kevin Maggay): discuss removing this item as an active goal.
 - 6. Smoking Ban Consideration (Kevin Maggay): discuss banning smoking in El Segundo.
- b. Yard Blowers: committee to discuss local ordinances and potential action related to pollution from yard blowers. EC is bringing this item back to the agenda from 2018 due to one resident complaint.
- c. 2020 Earth Day: committee to establish plans for 2020 Earth Day activities, including hosting a booth at the Farmers Market (Thursday, April 23)

8. CONSENT AGENDA: Approval of November 11, 2019 Committee Meeting Minutes. Recommendation: Approval.

9. ADJOURNMENT

The Scoop on Single-Use Plastic

El Segundo Environmental Committee



It's been making headlines, but if you missed it...

Our planet is experiencing a single-use plastic crisis!

Let's take a look at what's going on:

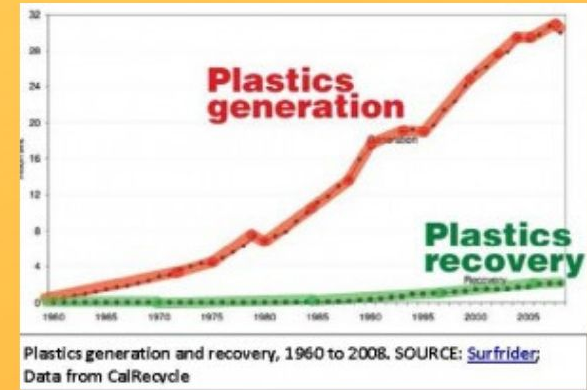


Our society has championed convenience at an ever-increasing rate. Along with that comes waste, often in the form of plastics.

Plastic isn't just in the usual suspects like throwaway cutlery, water bottles, to-go boxes, and straws - it's even found in some tea bags, hygiene products, and synthetic clothing fabrics!



- 8 BILLION TONS of plastic produced since 1950
- Only about 9% of all plastics are actually recycled
- 4.8 to 12.7 million tons of plastic enter ocean yearly
- Annual Plastic Use Per Person
U.S.: 176 lbs, Europe: 132 lbs, India: 4.4 lbs
- Recycling markets are unstable, changing, and collapsing. Western countries used to ship their plastics to faraway places like countries in Asia, but now they are refusing to become the world's dumping grounds, and materials are often sent back.



Overconsumption of plastic waste finds its way to unideal places like:



Bodies of animals *and* humans



Ballona Creek, Playa Vista, LA



Oceans and rivers



yikes!

When it comes to plastic, there is no "*away*."



When plastics end up in the environment, they don't biodegrade. They continue to break down into smaller and smaller pieces, some invisible to the human eye, aka *microplastics*.

When they become this tiny, they are very easily ingested by animals or end up in other places. Microplastics have been detected in water, salt, beer, and other items we regularly consume. They've even been found in the air, rain, and distant mountains. A recent report wrote that humans consume about a credit card-sized worth of plastics each *week*.

Plastics also accumulate and are vehicles of toxic chemicals, and will release these into water, nature, or our bodies.

That's a lot of intense information! And there are other externalities:

Externalities are hidden or associated costs with a system or material.

Plastics are made from oil. Using disposable plastics continues reliance on the fossil fuel industry, contributing to the climate crisis. This also reinforces an industry that impacts habitat degradation and risky oil spills. Consider the emissions generated to ship the oil to process and then ship the plastic products to stores around the world, to end up tossed in the trash or with a very slim chance of recycling after just *one* use!



IT'S PRETTY AMAZING THAT
OUR SOCIETY HAS REACHED A POINT
WHERE THE EFFORT NECESSARY TO

EXTRACT OIL FROM THE GROUND,
SHIP IT TO A REFINERY,
TURN IT INTO PLASTIC,
SHAPE IT APPROPRIATELY,
TRUCK IT TO A STORE,
BUY IT, AND BRING IT HOME

IS CONSIDERED TO BE LESS EFFORT THAN WHAT IT TAKES
TO JUST WASH THE SPOON WHEN YOU'RE DONE WITH IT.

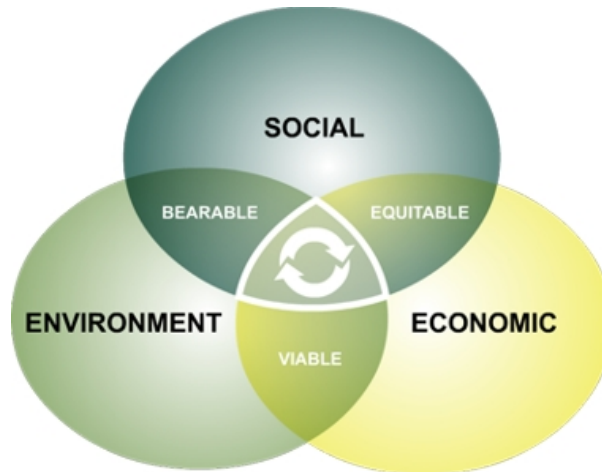
***You've Got This!!* Switching to reusables, bulk items, refusing, and reducing can help!**

The best thing you can do is utilize reusables you *already* own! We all probably have a reusable water bottle in a cabinet somewhere. For items you don't have, there are great swaps out there to move away from single-use disposable plastic! Like anything new, it will take intention and practice, but this will become an easy habit in no time!



Feeling stuck or need more specific tips? Get in touch with the ES Environmental Committee and we'll be happy to point you towards ideas and solutions!

**DRAFT, v2 DESAL: PROS and CONS for El Segundo
as viewed from the perspective of the Environmental Committee**



SOCIAL CONCERNS

PROS:

- The plant can provide an additional source of water to current options, particularly in an unforeseen, extended drought or other disaster scenarios.
- There is a sense of security knowing a potable water resource is locally based.

CONS:

- There is no guarantee plant will remain online during disaster, thus security of alternative water source is at risk as is any other plant operation.
- The water produced at the plant will support El Segundo potable drinking water needs minimally: the plant is projected to produce only at best 11% of West Basin's total water needs, spread among the 17 cities that West Basin covers.
- There will be disruption of residential/traffic/recreation quality during construction of plant and outbound piping.
- There is unknown detriment to ocean/beach experience for residents and visitors.
- Locally based plant does not have pipes for DPR distribution in place and may not deliver directly to El Segundo even though it is locally based.

ECONOMIC CONCERNS

PROS:

- New jobs will be available in the City.

CONS:

- The high price for water production and plant construction will land on stakeholders (residents, businesses and municipality), in addition to charges that will continue to be assessed to El Segundo property owners for financing of the ECLWRF plant; ES residents already accepted new school bond and residential trash fees in recent history, ES businesses accepted new school bond fees; they will have no say in this potential rate adjustment. *(The cost of water produced by seawater desalination is four to eight times higher than alternative sources of water, ranging from \$1,900 to over \$3,000/AF. Source: <https://www.nrdc.org/sites/default/files/california-drought-desalination-2-ib.pdf>)*
- The plant will be a new industrial blight on coastline, detrimental to tourism and housing.
- The plant brings no income to City (except maybe jackpot for art fee, or is it exempt?)
- Alternative development options for site may bring greater employment and income opportunities to City.
- Only a “high concept plan” was shared on what building pipes from the plant to customers receiving the DPR water would entail, which means there is no sense of City expense and complications due to construction impacts via Public Works as well as cost on end-user bills.
- Measure W will cover additional water conservation and storm water capture efforts that serve El Segundo, reducing justification and need for investment in another new process and facility; ES Residents already committed to paying part of this \$300m through passage of Measure W.
- The plant is more expensive and negatively impactful than the WRD project (lower cost/impact with brackish desal) which itself will make 600,000-800,000af of new water resources that will erase the need to import water to restore groundwater that serves El Segundo, reducing justification and need for investment in another new process and facility.

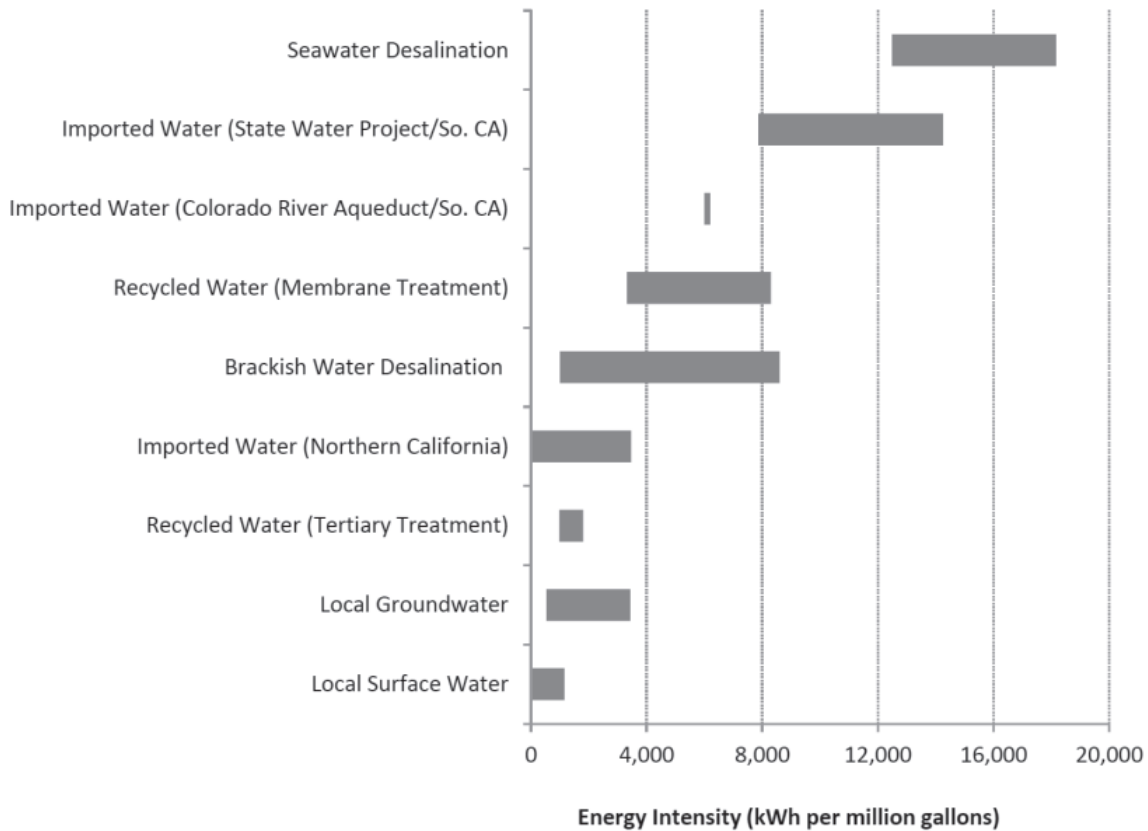
ENVIRONMENTAL CONCERNS

PROS:

- None

CONS:

- Construction and operation of the plant is a new industrial blight on a coastline that is already highly impacted by such industry.
- Pipes in place at proposed site are not operational as suggested and will require more oceanfront construction.
- Increased noise/air pollution during construction and operation will affect all human and wildlife in the area.
- There is unknown detriment to ocean life due to pollution and noise, and there is no guarantee of mitigation if deemed “too expensive.” Numerous construction and operational impacts were listed as “less than significant with mitigation,” but there is also mention that if mitigation is decided to be not feasible or affordable, then it may not be undertaken. Thus, such unmitigated impact could no longer be considered “less than significant,” therefore allowing significant impact upon the environment from a number of construction and operation factors.
- It is unknown at what threshold of expense or construction complication the “less-disturbing-to-sea life” subsurface intake would not be utilized and would be considered “infeasible.” This above-clay, below-sludge intake approach is much less risky for the smallest organisms in the ocean environment.
- Seawater desalination is the most energy intensive (and therefore GHG impactful) source of water. The proposed project’s energy use is presented only in comparison to imported water, rather than comparing the energy use of seawater desalination to the even less energy intensive options.



Comparison of the Energy Intensity of California Water Supplies: preeminent analysis conducted by the Pacific Institute, comparing the energy and GHG emissions of seawater desalination to other water supply options.

- High carbon footprint will be wrought due to construction efforts and long-term energy required during operations, which means a large emission of green house gases; mitigation of any carbon emission is limited to cost effective options which means that there are not any real guarantees that carbon emissions will be mitigated.
- Impacts of the Project’s brine discharge are not fully understood, because the multiport diffuser “design is not yet finalized.” Speculative design impacts are risky and unproven: more effusion into bay due to brine disposal could affect both ocean life survival and human interaction with beach and surf due to high salt and unknown amounts of toxic treatment chemicals. (Dr. Qadir of United Nations University authored a recent study showing that brine volumes are greater than most industry estimates — on average, a gallon and a half for every gallon of fresh water produced- NY Times, 10/23/19). NOTE: The West Basin Desal Project Final EIR conclusions have already been legally challenged as deficient.
- Only a “high concept plan” has been shared on what building pipes from the plant to customers receiving the DPR water would entail, which means there is no true sense

of full environmental impact for construction and operation of such at this point.
NOTE: The West Basin Desal Project Final EIR conclusions have already been legally challenged as deficient.

QUESTIONS TO CONSIDER:

- **Is it possible that a combination of efforts to increase conservation, increase production and use of recycled water, and incorporate storm water capture, treatment and reuse would achieve the project goals without all the expense and environmental impacts?**
- **Have the combined benefits of new water resources that were not contemplated during the development of the West Basin desal plans been taken into consideration in present day?** These new water resources include:
 - 1) the approval of LA County Measure W that will enable the buildout of infrastructure to capture, clean, and reuse currently wasted stormwater runoff
 - 2) the announcement that the City of LA plans to recycle 100% of Hyperion effluent (roughly 250 MGD) creating a new water resource that is currently discarded to the Santa Monica Bay
 - 3) the expected eventual build-out of the MWD Regional Recycled Water Plant in Carson and its projected production of 150 MGD of recycled wastewater
- **Why not maximize the capacity of Recycling Plant?** In 2010, West Basin stated “This facility has a current capacity of 62,700 AF with its fourth expansion expected to be complete in 2012.” (<https://www.westbasin.org/sites/default/files/uwmp/section-9-recycled-water.pdf>)

And yet today, it reports:

“The facility produces approximately 40 million gallons of useable water every day, conserving enough drinking water to meet the needs of 80,000 households for a year.” (<https://www.westbasin.org/water-supplies-recycled-water/facilities>)

Original design was announced as having 100mgd capacity in the future, is this not true?

DRAFT

MEMORANDUM

To: El Segundo City Council

From: El Segundo Environmental Committee

RE: RESEARCH AND RECOMMENDATIONS ON COMMUNITY CHOICE AGGREGATION

As you will recall, investigating the City's participation in a CCA was one of the top five goals that our Committee wanted to address in the immediate timeframe. To that end, we share our findings and recommendations with Council in this memorandum.

Background

Community Choice Aggregators (CCAs) are organizations that purchase electricity on behalf of customers. This is a different electricity model than that where utilities, either independently or municipally owned, purchase and deliver the electricity to customers. CCAs have been becoming more popular as 58 counties and 482 cities in California have joined CCAs.

The Environmental Committee researched some of the key considerations for joining a CCA through online studies and direct discussions with the following:

Ted Bardacke, Executive Director, Clean Power Alliance

Clay Sandich, City of Long Beach Consultant Lead Reseraching Potental CCA

Melissa Brandt, Sr Director of Public Policy and Deputy General Counsel, East Bay Community Energy

Dierdre Saunders, Director of Public Policy, East Bay Community Energy

Joining a CCA

Municipalities are eligible to join CCAs. Per the requirements approved by the California Public Utilities Commission, a ballot vote is not required to join. The standard approval process for each municipality would suffice. In the case of El Segundo, a motion and vote by the City Council would allow the City to join.

When a City joins, all residents and businesses that currently have standard utility service through the local electricity provider, Southern California Edison (Edison), would be moved to the CCA. The CCA would then become the default provider of electricity. Any new connections would also default to the CCA.

Billing

Billing will remain under the pervue of Edison, under Edison billing cycles. There will be little difference to the end customer and would presumably be a seamless transition.

Individual Opt-outs

Individual customers would have the ability to opt-out of the CCA and go back to Edison. All that would be required is a complete opt-out form. There are no financial or service penalties for individuals to opt-out. This would apply to both residents and businesses.

City Opt-out

A city also has the option to opt-out and return to the local utility, however there are financial consequences that are involved. CCAs purchase power through long term contracts based on the forecasted need for electricity for each of the municipalities it serves. A city opting-out would be responsible for the unused electricity already purchased by the CCA. For example, if a city joins a CCA and has entered into a ten-year purchase agreement with an electricity provider and the city wants to leave the CCA after year five years, the city would be required to pay for the years six through ten of electricity to the CCA to opt-out.

Environmental Considerations

CCAs offer to purchase electricity of varying carbon intensities and percentages of renewable energy. This is one of the primary draws of CCAs as individual cities can select the source of electricity that can meet or beat the current renewable percentages from the grid. In 2018, 34% of California's electricity came from renewable sources. There are also aggressive mandates to increase that percentage to 50% by 2030 and to 100% by 2045. By 2045, there would be no environmental benefits from a CCA but prior to that there can be environmental benefits if a city selects electricity with a higher renewable percentage than what is currently provided by the utility provider. In 2018, Edison's electricity came from 46% renewable sources, well above the grid and very close to meeting the 2030 mandate.

Cost

Interviewees were not able to give exact costs, however responses varied. To purchase electricity cleaner than what is currently provided, the Clean Power Alliance stated that it would be "slightly more," while the Bay Area CCA sees an approximately 1.5% discount from its utility, Pacific Gas and Electric.

Reliability and Service

Many individuals, businesses, and municipalities often look into CCAs for the potential increase in reliability and service. Rolling black outs and now power shut downs due to fire risk have caused a lot of frustration in customers, and they see CCAs as a way to cutting ties with utilities. However, electricity will still be delivered via utility transmission and distribution lines/infrastructure. Moving to a CCA would have no impact or improvement on reliability and service.

Impacts to Business

El Segundo has approximately 17,000 residents, however the daytime population balloons to almost 70,000 people because of the businesses located in town. Although there is no publicly available data, it is safe to assume that businesses account for a vast majority of the electricity use in the city. Large entities, such as Chevron, have the ability to negotiate electricity prices directly with the utility to secure the best rates. In many cases, other entities can piggyback on these negotiations and be included in the lower rates. In discussions with some of these entities, it is likely that they would opt-out and stay with the current provider.

DISCUSSION AND RECOMMENDATION

There appears to be little noticeable difference to the end user in terms of reliability, service and billing. The end user will however, have the opportunity to select electricity that produces less or even zero carbon emissions, which can have significant environmental benefits.

The preliminary research done by the Environmental Committee on joining a CCA as a city is limited to interviews and internet searches without the benefit of the in-depth knowledge of city operations and impacts/benefits.

STAFF RECOMMENDATION

There is uncertainty and increased cost, because Edison is a commodity and they provide the infrastructure to deliver the clean energy. As a result, everyone that is getting clean energy has to pay Edison in some way on top of the savings (which only applies to the bottom tier of 36% clean energy) for any costs Edison incurs. The link below has a lot of pertinent information (also attached to the agenda – pay close attention to highlighted items).

<https://www.latimes.com/business/la-fi-clean-power-alliance-launch-20190201-story.html>

In some cases comparing month-to-month bill from last year (Edison only) to this past month (with CPA), the energy rate for was 5% higher. (20 cents per kilowatt-hour before to 21 this past month). For example, Agoura Hills chose the 36% mix that the article said should be 1% lower. It's only the first month to compare, but it's just one example of why I staff has not recommended for El Segundo. Too many unknowns and not proven. **Staff recommends to let one more year of data come in so we can see the true cost impacts to the residents and businesses.**

From Kevin Maggay:

it would be useful for everyone to have if they have the time to watch the videos.

To further our discussion on CCAs at the next meeting, if you have some time please check out the MB council discussions on the matter. The link is below with the meeting dates to look at. The 2017 dates are in 2017 and the most recent update is from 2019.

October 3, 2017

December 5, 2017

August 6, 2019 for an update

<https://www.citymb.info/government/city-council/city-council-meetings-agendas-and-minutes>

What you need to know about Clean Power Alliance, SoCal's newest electric company

<https://www.latimes.com/business/la-fi-clean-power-alliance-launch-20190201-story.html>

Electricity distribution lines at Southern California Edison's grid control center in Ontario.

(Irfan Khan / Los Angeles Times)

By **SAMMY ROTH** STAFF WRITER

FEB. 1, 2019

3 AM

Southern California Edison has been the region's dominant electric utility for [more than a century](#). But for nearly 1 million homes across the Southland, the days of Edison's monopoly are ending.

[Clean Power Alliance](#) is becoming the default energy provider this month for residents of 29 cities, as well as unincorporated parts of Los Angeles and Ventura counties. The government-run power agency launched for a small group of customers last year and will continue its rollout in May, when it expands service to 100,000 businesses.

If Clean Power Alliance is your new power company, you should have received notices in the mail by now. But you probably still have plenty of questions.

Here's everything you need to know about the switch, including what it means for your electricity rates and why Edison isn't going away entirely.

ADVERTISING

[Ads by Teads](#)

(Los Angeles Times)

How do I know if Clean Power Alliance will be my new energy provider?

If you live in one of these cities, you'll be switched to Clean Power Alliance service by the end of February: Agoura Hills, Alhambra, Arcadia, Beverly Hills, Calabasas, Camarillo, Carson, Claremont, Culver City, Downey, Hawaiian Gardens, Hawthorne, Malibu, Manhattan Beach, Moorpark, Ojai, Oxnard, Paramount, Redondo Beach, Rolling Hills Estates, Santa Monica, Sierra Madre, Simi Valley, South Pasadena, Temple City, Thousand Oaks, Ventura, West Hollywood and Whittier.

The February switch also applies to residents of unincorporated Los Angeles and Ventura counties. Westlake Village residents are on track to start receiving service from Clean Power Alliance in 2020.

Residents of cities with their own municipal power departments, such as Los Angeles, Burbank and Glendale, will stick with their city-run energy provider.

Can I sign up for Clean Power Alliance if I'm an Edison customer living somewhere else?

No.

Why is this happening? Do I need to do anything?

You don't need to do anything. Your electricity service will continue uninterrupted after you're switched from Edison to Clean Power Alliance, which will happen automatically after your regularly scheduled meter reading in February.

This is happening because the 29 cities and two counties got together and created a community choice aggregator, or CCA. Forming a CCA allows local governments to decide what kinds of power to buy for their communities, how much to charge and what incentives to provide for going solar or reducing energy use.

California had 19 CCAs serving more than 8 million customers last year, but Clean Power Alliance will be the biggest one yet. Elsewhere in Southern California, local governments are making plans to form CCAs in Riverside County and San Diego, where Mayor Kevin Faulconer [recently endorsed calls for community choice](#).

Am I going to pay more for electricity?

It depends what you want from Clean Power Alliance. The CCA offers [three rate plans](#) to its customers: One with a 36% renewable energy mix that the alliance says is 1% cheaper than Edison's base rate, one with 50% renewables that's on par with Edison, and one with 100% renewables that's 9% more expensive than Edison.

Every city and county in Clean Power Alliance has [chosen one of those plans](#) as the default for its residents. Eight cities picked the cheapest option; nine cities, plus Ventura County, opted for the 100% renewables rate.

If you don't like your local government's choice, you can switch to another rate plan at any time. You can also opt out of Clean Power Alliance and return to Edison. Of the roughly 960,000 homes and businesses that will be eligible for Clean Power Alliance by the end of February, just 14,000, or less than 1.5%, have opted out.

So who's setting my electricity rate now? And what will they do with my money?

Rates are set by Clean Power Alliance's [31-member board of directors](#), with one representative from each city and county. The board is chaired by Diana Mahmud, a South Pasadena City Council member. Its monthly meetings are open to the public.

Clean Power Alliance has big plans for cleaning up the region's energy supply, said Ted Bardacke, the alliance's executive director and a former infrastructure director for L.A. Mayor Eric Garcetti.

Over time, that could mean incentives for customers to install electric water heaters or space heaters, reducing the need to burn natural gas in homes and other buildings. It could mean free or discounted electric vehicle chargers, or special electricity rates that encourage people to charge their EVs at home. It also could mean community battery installations that reduce the need for [polluting, gas-fired "peaker" power plants](#).

"We're very interested in projects that not only reduce greenhouse gas emissions but also reduce local air pollution, and that leads you to also improve public health," Bardacke said.

Can I still put solar panels on my roof?

Yes. Clean Power Alliance offers a net metering rate plan for solar-powered homes and businesses just as Edison does, but with [slightly more favorable terms](#).

Does community choice have any drawbacks?

So far, most CCAs seem to be living up to their promises of cleaner energy, lower rate options and local decision-making. But it's yet to be seen how they'll fare over the long term. [Some renewable energy companies are worried the CCAs won't be able to buy enough clean power over the next few years to meet the state's climate change goals](#). The CCAs dispute that premise, saying they're buying plenty of solar and wind energy.

Michael Picker, president of the California Public Utilities Commission, has also warned that the shift from monopoly utilities to more decentralized decision-making [could have dangerous unintended consequences](#), such as a repeat of the state's early-2000s energy crisis. The CCAs say that concern is hugely overblown. They point out that the state's first community choice provider, Marin Clean Energy, launched in 2010, followed by Sonoma Clean Power in 2014 and Lancaster Choice Energy in 2015, and so far there have been no crises.

[But 16 more CCAs have started serving customers in the last three years, and it's hard to predict how things will shake out — especially as California's energy sector is also reshaped by other forces, including a mandate of 100% clean power by 2045 and the bankruptcy filing of the state's biggest utility, Pacific Gas & Electric.](#)

Does community choice mean Edison is going away?

No. Edison will still be responsible for operating the poles and wires of the electric grid, and Clean Power Alliance customers will still pay the investor-owned utility for those services. Edison will still send out everyone's bills too.

Clean Power Alliance customers will also see a new item on their bills: the ["Power Charge Indifference Adjustment,"](#) more commonly known as the exit fee. [As the name suggests, it's an additional monthly charge that CCA customers must pay Edison to cover the costs of long-term contracts signed by the utility years ago to provide electricity to all of its customers.](#) State officials say it's only fair for CCA customers to keep covering their share of those costs because Edison would otherwise have to increase rates for its remaining customers.

[How utilities are striking back against community choice »](#)

There's an ongoing debate about how to calculate the exit fees, with CCAs arguing the investor-owned utilities are inflating the numbers. The Public Utilities Commission [approved an increase in the exit fees last year](#), although the commission may continue to tweak that decision.

So that's everything I'll still be paying to Edison, right?

Not quite. For the next year, homes served by Clean Power Alliance will also [pay an additional \\$100 million to Edison](#) to help fill a hole in the company's power budget. Edison said it spent about \$815 million more than it expected on electricity in 2018, partly because of a summer heat wave. The utility asked the Public Utilities Commission for permission to charge some of those costs to homes leaving this month for Clean Power Alliance because Edison purchased the electricity on behalf of all its customers, including those now leaving.

The Public Utilities Commission approved that request in a 5-0 vote on Tuesday, over the objections of Clean Power Alliance. The community choice provider had said it would have to cut into its financial reserves to offer customers the rate savings it promised, while accounting for the additional \$100 million they will now pay.

[Cliff Rechtschaffen, a member of the Public Utilities Commission, said the additional charge will probably raise electricity prices for Edison and Clean Power Alliance customers by about 5% over the next year.](#)

sammy.roth@latimes.com

[@Sammy Roth](#)



El Segundo Green Building

PREPARED BY THE EL SEGUNDO ENVIRONMENTAL COMMITTEE

What is Green Building?

- ▶ “A holistic concept that starts with the understanding that the built environment can have profound effects, both positive and negative, on the natural environment, as well as the people who inhabit buildings every day. Green building is **an effort to amplify the positive and mitigate the negative of these effects** throughout the entire life cycle of a building.”*
- ▶ The planning, design, construction, and operations of buildings with central considerations:
 - ▶ energy use,
 - ▶ water use,
 - ▶ indoor environmental quality,
 - ▶ material selection, and
 - ▶ the building's effects on its site.*




El Segundo's Climate Action Plan

- ▶ Prepared by the South Bay Cities Council of Governments
- ▶ Adopted by the City via Resolution on November 21, 2017
- ▶ Tool to identify community-wide strategies to lower GHG Emissions
- ▶ Aligns with the State's goals and anticipated policy development
- ▶ Selected Strategies – Land Use and Transportation, Energy Efficiency, Solid Waste, Urban Greening, Energy Generation & Storage

CLIMATE ACTION PLAN

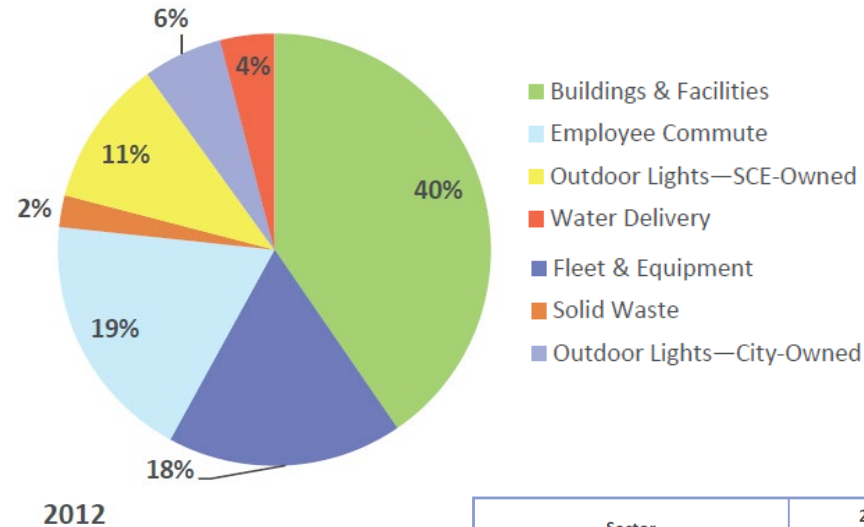


City of El Segundo



El Segundo's Climate Action Plan

- ▶ Potential to accomplish reduction of 49% below 2005 levels by 2035
- ▶ **Buildings & Facilities accounted for 40% of municipal GHG emissions (2012)**
- ▶ **Commercial & Residential Energy use rose by 27.4% and 2.6% respectively from 2005 to 2012**
- ▶ Measures in El Segundo's CAP cover green building on a variety of fronts



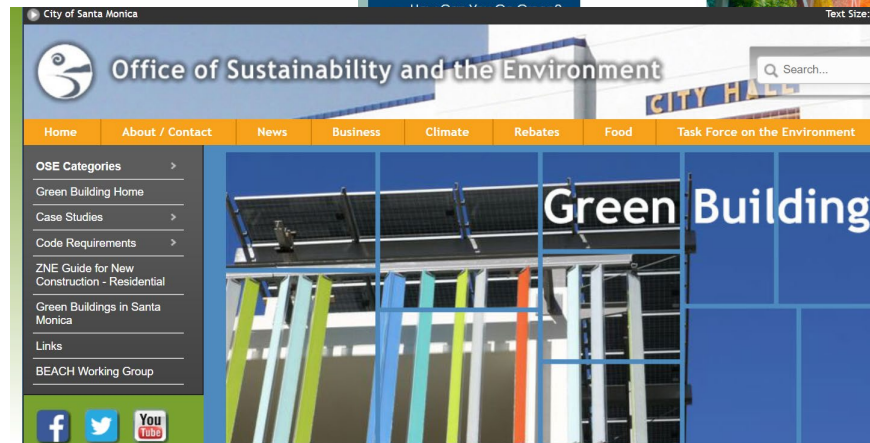
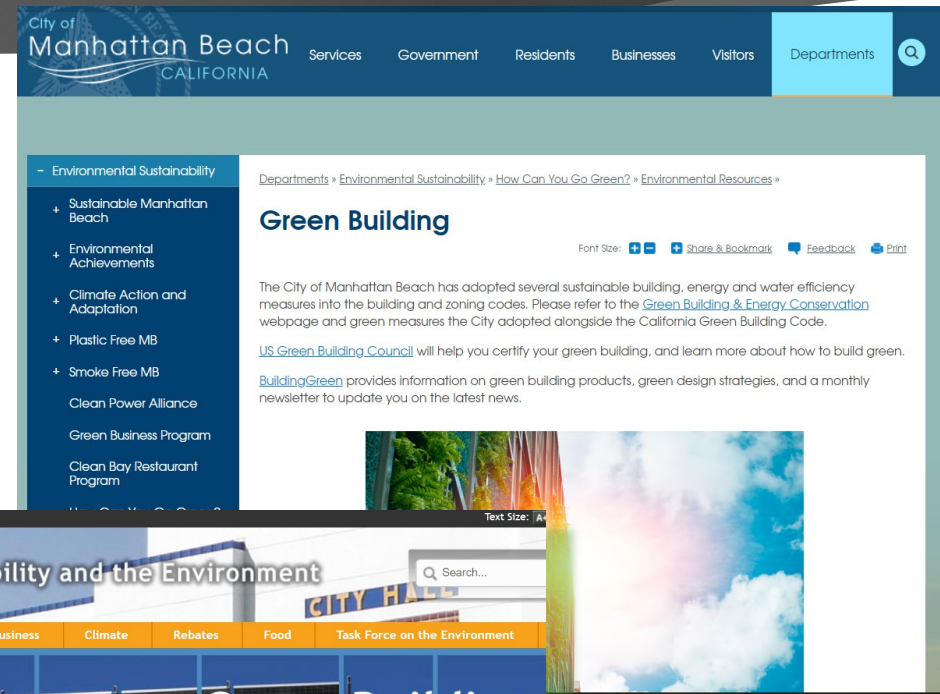
Sector	2005 (MT CO ₂ e)	2012 (MT CO ₂ e)	% Change 2005 to 2012
Commercial Energy	327,488	417,367	27.4%
On-Road Transportation	231,200	245,360	6.1%
Residential Energy	24,758	25,392	2.6%
Solid Waste	19,297	12,350	-36.0%
Off-Road Sources	482	774	60.6%
Water	166	33	-80.1%
Wastewater	65	51	-21.5%
Total	603,456	701,327	16.2%

Green Building Considerations

- ▶ Education and Outreach
- ▶ Rebates and Incentive programs
- ▶ Green Building Codes
- ▶ REACH Codes

Education and Outreach

- ▶ Website Content and Events
- ▶ Neighboring City Examples:
 - ▶ City of Manhattan Beach
 - ▶ City of Santa Monica
- ▶ Public Forums
 - ▶ South Bay Environmental Services Center: Green and Sustainable Curriculum, Certificate and Degree Programs



Education – Case Studies

- ▶ Santa Monica Locations
 - ▶ Civic Center Parking Structure
 - ▶ Pico Branch Library
 - ▶ Annenberg Beach House



Rebates and Incentive Programs

- ▶ Rebates and Incentive Programs on the state and county levels
- ▶ Consider City-wide rebates and incentives
 - ▶ Expedited permitting process for green projects
 - ▶ Rebate programs
- ▶ Neighboring City examples:
 - ▶ Culver City's Green Zone Incentive Program:
 - ▶ Culver City plan check and permit fees in an amount not to exceed \$5,000 per project may be waived for energy efficiency improvements
 - ▶ City of Hermosa Beach:
 - ▶ 50% of permit fee for zero net energy, energy upgrade;
 - ▶ 50% when you install one, or 100% when you install two or more of: EV Charging; Photovoltaic Solar; Small Wind System; Renewable Battery Storage
 - ▶ 50% off fee for demonstration of new technology, materials, or construction method designed to reduce water, waste, or energy use and agreement to share results/feedback

Green Building Codes

- ▶ Green Building Codes – seek push building design and construction standards to new levels of sustainability and performance
 - ▶ Prescriptive (materials and equipment meeting certain levels of stringency) *
 - ▶ Performance-based (require achievement of particular results)*
- ▶ California Green Building Code (CALGreen) – Title 24, Part 11 California Code of Regulations
 - ▶ Applies to planning, design, operation, construction, use, and occupancy of every newly-construction building or structure on a statewide basis; also applies to alterations which increase building's conditioned area, volume, or size**
 - ▶ Consideration of recent/upcoming standards associated with CALGreen

*Source: <https://www.wbdg.org/resources/green-building-standards-and-certification-systems>

**Source: <https://www.hcd.ca.gov/building-standards/calgreen/index.shtml>

Green Building Codes

- ▶ Neighboring City examples:
 - ▶ City of Manhattan Beach:
 - ▶ Green Building Code effective January 2017
 - ▶ Adopts USGBC LEED green building rating system as standard
 - ▶ Requires LEED certification based on project type/size as outlined in table
 - ▶ Code also contains additional requirements to that of CALGreen



Project Type/Size	Certification Requirement
New City Buildings = /> 5,000 SF	LEED Gold
Renovations City Buildings = /> 5,000 SF	LEED Gold
New Non-residential Buildings = /> 10,000 SF	LEED Silver
Renovations Non-residential = /> 10,000 SF	LEED Silver

*Source: § 6, Ord. 13-0027, eff. January 1, 2014; § 6, Ord. 16-0032, eff. January 7, 2017

**Source of image: <https://www.wbdg.org/resources/green-building-standards-and-certification-systems>

Green Building Codes

- ▶ Neighboring City examples:
 - ▶ Culver City:
 - ▶ Green Building Code effective 2009
 - ▶ Adopts green building checklist requirements and USGBC LEED green building rating system as standard based on project size
 - ▶ Code also contains additional specific requirements to that of CALGreen

Project Type/Size	Requirement
Category 1 All New Buildings & Major Renovations =/ $<$ 49,999 SF	Must comply with at least 80% of 25 item Checklist Applicability of items determined by Building Official on per project basis
Category 2 All New Buildings & Major Renovations =/ $>$ 50,000 SF	LEED Certified

*Source: Ord. No. 2009-004 § 1 (part); Ord. No. 2019-015 § 15 (part)

**Source: <https://www.hcd.ca.gov/building-standards/calgreen/index.shtml>

REACH Codes

- ▶ Reach Codes are local building energy codes that “reach” beyond state minimum requirements for energy use in building design and construction*
- ▶ Neighboring City examples:
 - ▶ Santa Monica New Construction Energy & Green Building Reach Code– two Code Compliance Pathways (all-electric or mixed-fuel) – requires higher standard for efficiency and solar for designs that include natural gas use**

	Code Compliance Pathways*	
	All-Electric	Mixed-Fuel (Electric & Natural Gas)
Effective January 1, 2020 Santa Monica New Construction Energy & Green Building Reach Codes See SMMC 8.36 & SMMC 8.106		
Single-Family & Multi-Family (3 stories or less)	Efficiency + Solar: Meet State Code (no local reach code)	Efficiency + Solar: Must meet CalGreen Tier 1 1. Achieve a Total Energy Design Rating of ≤ 10 2. Complete Quality Insulation Installation (QII) 3. Plus one of the following: <ul style="list-style-type: none"> • Roof deck insulation or ducts in conditioned space; or • High-Performance Walls; or • HERS-Verified Compact Hot Water Distribution with Drain Water Heat Recovery
Multi-Family (4+ stories) & Hotel	Efficiency: Meet State Code Minimum Solar: 2 watts/sq. ft. of bldg. footprint	Efficiency: 5% better than State code Minimum Solar: 2 watts/sq. ft. of bldg. footprint
All Other Non-Residential	Efficiency: Meet State Code Minimum Solar: 2 watts/sq. ft. of bldg. footprint	Efficiency: 10% better than State code Minimum Solar: 2 watts/sq. ft. of bldg. footprint
New Heated Pools	Heat-pump and/or Solar	N/A, Gas Pool Heating Prohibited
Major Additions	Solar for Single Family/Duplexes: 1.5 watts/sq. ft. of addition Solar for all others: 2 watts/sq. ft. of addition's footprint	

* All Projects: Title 24 Certificate of Compliance must be authored by a Certified Energy Analyst (CEA).



*Source: <https://www.nrdc.org/experts/pierre-delforge/san-joses-proposed-building-reach-code-explained>

**Source of text & image: https://www.smgov.net/Departments/OSE/Categories/Green_Building/Reach_Code_Resources_-_Tips.aspx

Co-Benefits of Green Building

- ▶ Co-Benefits: Additional community benefits from implementing City's CAP reduction strategies
- ▶ City identified eight areas where gains may be accrued beyond reductions in GHG emissions
- ▶ **Green Building policies cover all eight Co-Benefits**



Findings & Recommendations

- ▶ Third party green building certification (LEED) is advantageous because it:
 - ▶ Reduces administrative and enforcement burden on City Officials
 - ▶ Is an industry-recognized and familiar standard among industry professionals
 - ▶ Is widely adopted among private and public entities
 - ▶ Private entities invest in LEED Certification to gain competitive edge, attract tenants, meet ESG goals, achieve long term operational savings, and manage the performance of their buildings*
 - ▶ Creates long term lifecycle cost savings
 - ▶ Improves the health and long term vitality of the built environment and furthers goals set out in City's CAP
 - ▶ Covers multiple Co-Benefits identified in the City's CAP

Findings & Recommendations

- ▶ Overall:
 - ▶ Improve website content and outreach
 - ▶ Enact Green Building Code requiring LEED Certification in tiered increments for new construction or renovation—as proposed in table
 - ▶ Consider additional requirements to CALGreen based upon unique considerations of the community (the City has adopted CALGreen, but can create additional standards to address specific areas of interest to El Segundo)

Project Type/Size	Certification Requirement
New Construction and Renovations of City Buildings =/ $>$ 5,000 SF	LEED Silver or Higher
New Construction and Renovations of Non-residential Buildings $>$ 5,000 SF and $<$ 10,000 SF	LEED Certified or Higher
New Construction and Renovations of Non-residential Buildings $>$ 10,001 SF and $<$ 50,000 SF	LEED Silver or Higher
New Construction and Renovations of Non-residential Buildings $>$ 50,001 SF	LEED Gold or Higher
New Construction and Renovations of Multi-Family Housing $>$ 10,000 SF	LEED Certified or Higher

SOLAR INFORMATION FROM PLANNING DEPT.

PERMITTING

- Building and Safety offers typically over-the-counter review and approval (same day) of most small scale residential solar installations if they use a “Standard Plan”, otherwise the plans will be reviewed in a maximum of 3 days.
- The Department also offers electronic submittal of permit applications for small residential projects using the Standard Plan.
- The Department also offers a typical inspection turn-around of 1 day and a maximum of 3 days.
- The Department has an eligibility checklist for those small residential projects that can receive expedited review along with several checklists and handouts related to permitting and inspection of small residential projects. The checklists, Standard Plan, and more details can be found on the City website at: <https://www.elsegundo.org>
- Have reduced the fees for residential solar projects to \$450, plus \$15 per kilowatt above 10KW.
- Reduced the fees for commercial projects to \$1,000, plus \$7 per kilowatt above 50kW.

THE CURRENT CITY OF EL SEGUNDO SOLAR PANEL PERMITTING PROGRAM

Expedites the process for small residential solar projects, which use the City Standard Plan.

STATISTICS

Able to provide the number of residential and commercial solar installations the City permitted in a given year:

2019

Residential: 39

Commercial: 1

2018

Residential: 23

Commercial: 4

2017

Residential: 15

Commercial: 9

UPCOMING CHANGES TO THE MUNICIPAL CODE:

- Confirm explicitly in the code that rooftop and ground mounted solar PVs are permitted in all zones as an accessory use of the property
- List solar PV as a primary use in certain zones (solar production for utilities)
- Exempt solar PV installations from equipment screening requirements
- Exempt solar PV installations from certain setback requirements
- Add solar-related definitions to the code



CITY OF EL SEGUNDO ENVIRONMENTAL COMMITTEE MEETING MINUTES

Friday, January 10, 2020, 12:00 p.m.
City Hall, West Conference Room, 350 Main Street, El Segundo, CA 90245

1. CALL TO ORDER

Tracey Miller-Zarneke called to order the monthly meeting of the Environmental Committee (EC) at 12:05pm, on Friday, January 10, 2020 in the City of El Segundo, City Hall West Conference Room, 350 Main Street, El Segundo, California, 90245.

2. ROLL CALL

The following Committee Members were present:

- Tracey Miller-Zarneke, Resident, Local Business, Committee Chair
- Kristin Faivre, El Segundo School District, Member
- Sarah Brockhaus, Resident, Member
- Rachel McPherson, Resident, Member (on the phone)
- Corrie Zupo, Resident, Committee Vice-Chair
- Kevin Maggay, Local Business, Member
- Caroline Hawks, Resident, Member (on the phone)

The following City staff member(s) / Council member(s) were present:

- Jasmine Allen, City of El Segundo, Senior Management Analyst

3. PUBLIC COMMUNICATION

None

4. NEW BUSINESS

None

5. REPORTS: CITY STAFF

- a. Kelly Watson from the Transportation Sub-Committee attended the meeting with Arcia Hester from Rec & Park to recruit a member from the Environmental Committee in order to assess current transportation programs that the City offers and also consider alternative transit opportunities for the future. The Environmental Committee had a consensus for Corrie Zupo to join the



CITY OF EL SEGUNDO ENVIRONMENTAL COMMITTEE MEETING MINUTES

Transportation Sub-Committee as a member and Kevin Maggay as an alternate. Kelly Watson and Arcia Hester will check if it will be possible for Kevin to join as an additional member.

- b. Jasmine Allen updated the Committee regarding a new ordinance to require an “upon request” policy for plastic straws, stirrers and utensils – that was presented to Council on Dec. 17, 2019 Council Meetings. Second reading scheduled for January 21, 2020.
- c. Jasmine Allen updated the Committee on Commercial and Multi-Family Solid Waste Collections Permit Program: Staff is currently reviewing hauler applications and conducting inspections.
- d. Jasmine Allen discussed Environmental Committee’s participation in South Bay ECOFair. The Committee decided to attend the fair as residents only and evaluate for next year’s EC participation.

6. ACTION ITEMS:
None.

7. REPORTS: ENVIRONMENTAL COMMITTEE MEMBERS

- a. Committee members gave updates on their progress for top committee goals:
 - Solid Waste Reduction/Elimination of Single-Use Plastics (Tracy Miller-Zarneke): Caroline will create slide show and educational packet about single use plastics.
 - Green Business Recognition Program (Corrie Zupo): Corrie will follow up with Chamber of Commerce.
 - Water Conservation (Rachel McPherson): City of Carson submitted water shed capture study. Rachel will follow up on Measure W funds.
 - Green Construction Standards (Kristin Faivre/Sarah Brockhaus): Sarah had send Jasmine Allen list of questions for Building and Planning Dept. Jasmine informed the Committee that Building Dept will answer Green Building questions in April, as the new Building manager started only two weeks ago. Sarah also submitted Green Building Programs table to Kim Fuentes and is waiting for feedback.
 - Clean Power Alliance (Kevin Maggay): Kevin presented his research and recommendations on Community Choice Aggregation. Jasmine reminded that Committees recommend policies and programs to City Council; Committees do not direct staff.



CITY OF EL SEGUNDO
ENVIRONMENTAL COMMITTEE
MEETING MINUTES

b .Desalination Plant Progress: The Committee discussed the "social/economic/environmental impacts on ES" (<https://westbasindesal.com/final-eir.html>). The Committee would like to share with the City Council.

8. CONSENT AGENDA:
Approved Minutes from November 1, 2019.
9. ADJOURNMENT
Tracey Miller-Zarneke adjourned the meeting at 1:10pm. The next regular meeting is scheduled for Friday, February 7, 2020 at 12:00pm at City Hall - West Conference Room.