



ARCHITECTS

STANDARD WORKS - MASTER SIGN PROGRAM

001

© 2019 BALIAN ARCHITECTS. ALL RIGHTS RESERVED. ALL DRAWINGS, SPECIFICATIONS, SCHEDS, PLANS, ARRANGEMENTS, CONCEPTS AND DESIGN CONTAINED IN THIS PRESENTATION ARE AND SHALL REMAIN THE EXCLUSIVE PROPERTY OF BALIAN ARCHITECTS, INC. AND ARE PROTECTED BY INTELLECTUAL PROPERTY LAWS, INCLUDING WITHOUT LIMITATION, THE COPYRIGHT LAWS FOUND IN U.S. CODE TITLE 17. ANY REPRODUCTION OR USE, OTHER THAN FOR THE SPECIFIC PROJECT FOR WHICH THEY HAVE BEEN PREPARED, WITHOUT THE WRITTEN PERMISSION OF BALIAN ARCHITECTS, CONSTITUTES VIOLATION AND IS PROHIBITED TO THE EXTENT ALLOWED BY LAW.

ARMSTRONG/PTA CONSULTING/ARMSTRONG/PTA CONSULTING - CLOSER

APRIL 19, 2021



002	SHEET INDEX	018	PARCEL D - LEVEL 3 MEZZANINE AND ROOF FLOOR PLAN
003	MASTER SIGN PROGRAM	019	PARCEL D - BUILDING ELEVATION
004	BRANDING ELEMENTS	020	PARCEL D - BUILDING ELEVATION
005	SITE PLAN	021	PARCELA - LEVEL 1 AND LEVEL 2 FLOOR PLAN
006	IDENTIFICATION SIGN TYPE A & B	022	PARCELA - LEVEL 2 MEZZ AND LEVEL 3 FLOOR PLAN
007	IDENTIFICATION SIGN TYPE C & D	023	PARCELA - LEVEL 3 MEZZANINE AND ROOF FLOOR PLAN
008	IDENTIFICATION SIGN TYPE E & F	024	PARCELA - BUILDING ELEVATION
009	IDENTIFICATION SIGN TYPE G	025	PARCELA - BUILDING ELEVATION
010	IDENTIFICATION SIGN TYPE H & I	026	PARCELE - LEVEL 1 AND LEVEL 2 FLOOR PLAN
011	IDENTIFICATION SIGN TYPE J	027	PARCELE - LEVEL 2 MEZZ AND LEVEL 3 FLOOR PLAN
012	IDENTIFICATION SIGN TYPE K "POLE SIGN"	028	PARCELE - LEVEL 3 MEZZANINE AND ROOF FLOOR PLAN
013	IDENTIFICATION SIGN TYPE L	029	PARCELE - BUILDING ELEVATION
014	IDENTIFICATION SIGN TYPE M & N	030	PARCELE - BUILDING ELEVATION
015	SYMBOLS	031	GARAGE - LEVEL 1 AND LEVEL 2 FLOOR PLAN
016	PARCEL D - LEVEL 1 AND LEVEL 2 FLOOR PLAN	032	GARAGE - LEVEL 3 AND LEVEL 4 FLOOR PLAN
017	PARCEL D - LEVEL 2 MEZZ AND LEVEL 3 FLOOR PLAN	033	GARAGE - BUILDING ELEVATION



ARCHITECTS

© 2019 BALIAN ARCHITECTS. ALL RIGHTS RESERVED. ALL DRAWINGS, SPECIFICATIONS, SCHEDULES, SEALS, ARRANGEMENTS, CONCEPTS AND DESIGNS CONTAINED IN THIS PRELIMINARY AND FINAL DRAWING ARE THE EXCLUSIVE PROPERTY OF BALIAN ARCHITECTS, INC. AND ARE PROTECTED BY INTELLECTUAL PROPERTY LAWS, INCLUDING WITHOUT LIMITATION, THE COPYRIGHT LAW. NO PART OF THIS DRAWING IS TO BE REPRODUCED OR TRANSMITTED IN ANY FORM OR BY ANY MEANS, ELECTRONIC OR MECHANICAL, INCLUDING PHOTOCOPYING, RECORDING, OR BY ANY INFORMATION STORAGE AND RETRIEVAL SYSTEM, WITHOUT THE EXPRESS WRITTEN PERMISSION OF BALIAN ARCHITECTS. CONTACT INFORMATION: BALIAN ARCHITECTS, 1475 E. EL SEGUNDO, EL SEGUNDO, CA 90245. TEL: (310) 440-1111. WWW.BALIANARCHITECTS.COM

MEMBER OF THE STANDARD WORKS GROUP











APRIL 19, 2021

STANDARD WORKS - MASTER SIGN PROGRAM

SHEET INDEX 002



TEXTURES

-  **M1**
PAINTED BRICK
BENJAMIN MOORE
"JET BLACK - 2120-10"
-  **M2**
"MILL FINISH" STEEL
-  **M3**
ALUMINUM
KYNAR
POWDERCOATED
"BRIGHT WHITE - UC55026 SRI 95"
-  **M4**
ALUMINUM
KYNAR
POWDERCOATED
"BRICK RED - UC43355 SRI 31"
-  **M5**
ALUMINUM
KYNAR
POWDERCOATED
"BLACK - UC40577 SRI 3"
-  **M6**
1/4" CLEAR PLEXIGLASS
FLAT POLISHED EDGES
-  **M7**
BRANDING BLUE
R:17
G:16
B:44
-  **M8**
BRANDING GREY
R:225
G:225
B:226
-  **M9**
MILKY WHITE
1/4" PLEXIGLASS
FLAT POLISHED EDGES
-  **M10**
CHEMETAL
613 EMBER ALUMINUM

TYPOGRAPHY

INDUSTRIAL

ABCDEFGHIJKLMNOPQRSTUVWXYZ

abcdefghijklmnopqrstuvwxyz

0123456789

INDUSTRIAL BOLD

ABCDEFGHIJKLMNOPQRSTUVWXYZ

abcdefghijklmnopqrstuvwxyz

0123456789



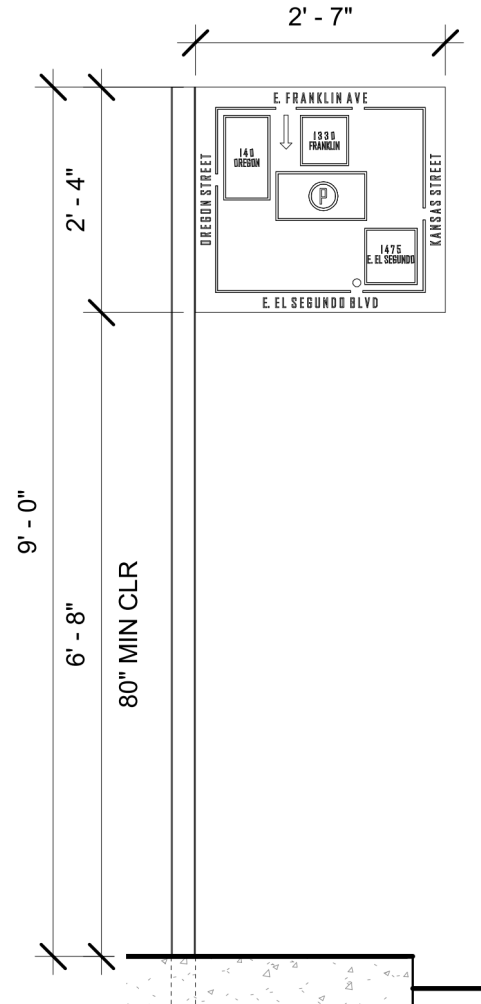
ARCHITECTS

© 2021 BALIAN ARCHITECTS. ALL RIGHTS RESERVED. ALL DRAWINGS, SPECIFICATIONS, IDEAS, PLANS, ARRANGEMENTS, CONCEPTS AND DESIGN CONTAINED IN THIS PRESENTATION ARE AND SHALL REMAIN THE EXCLUSIVE PROPERTY OF BALIAN ARCHITECTS, INC. AND ARE PROTECTED BY FEDERAL AND STATE COPYRIGHT LAWS. NO PART OF THIS PRESENTATION MAY BE REPRODUCED OR TRANSMITTED IN ANY FORM OR BY ANY MEANS, ELECTRONIC OR MECHANICAL, INCLUDING PHOTOCOPYING, RECORDING, OR BY ANY INFORMATION STORAGE AND RETRIEVAL SYSTEM, WITHOUT THE EXPRESS WRITTEN CONSENT OF BALIAN ARCHITECTS, INC. THIS DOCUMENT IS UNCONTROLLED. DATE: APRIL 19, 2021

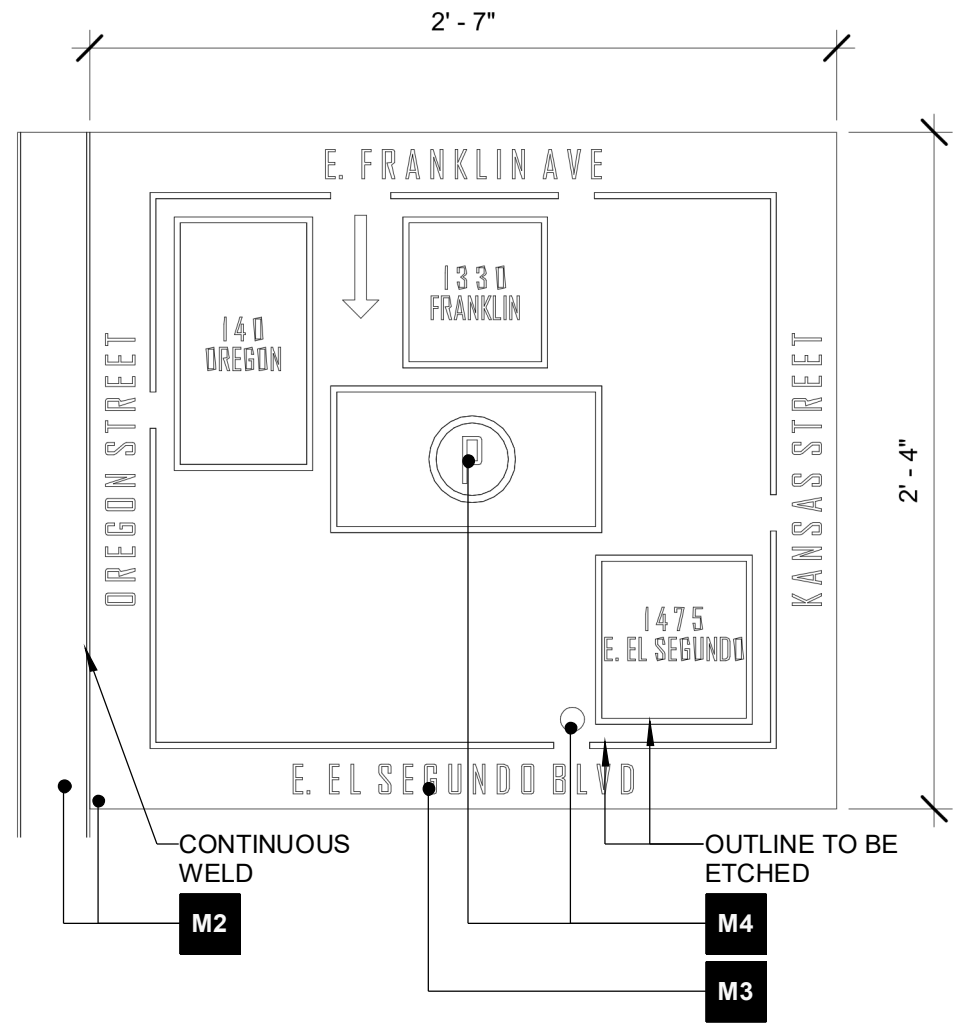
STANDARD WORKS - MASTER SIGN PROGRAM

SITE PLAN 005

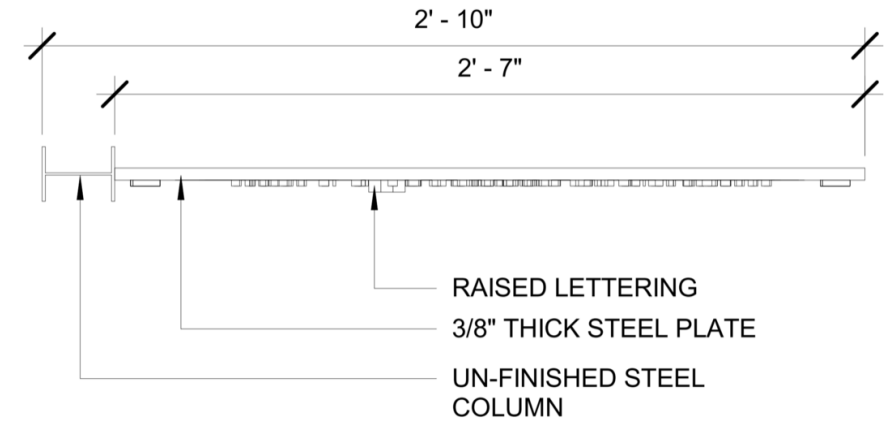




ELEVATION

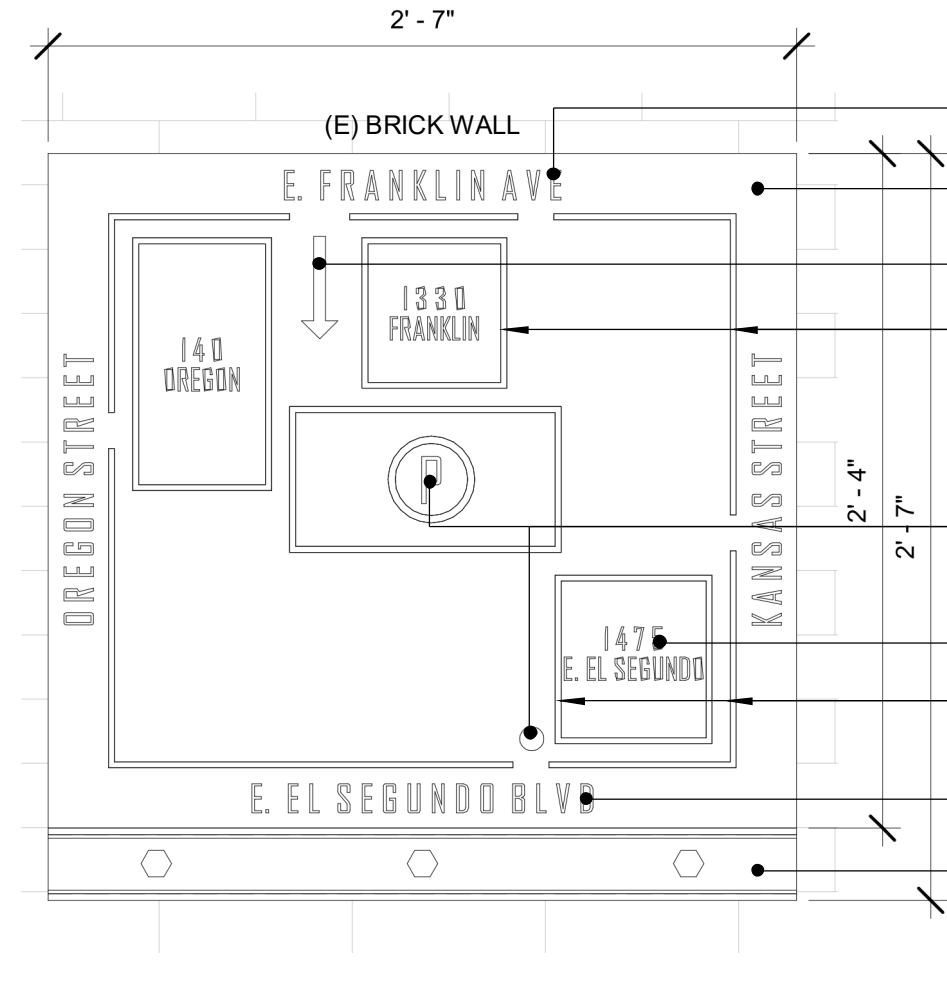


ENLARGED ELEVATION

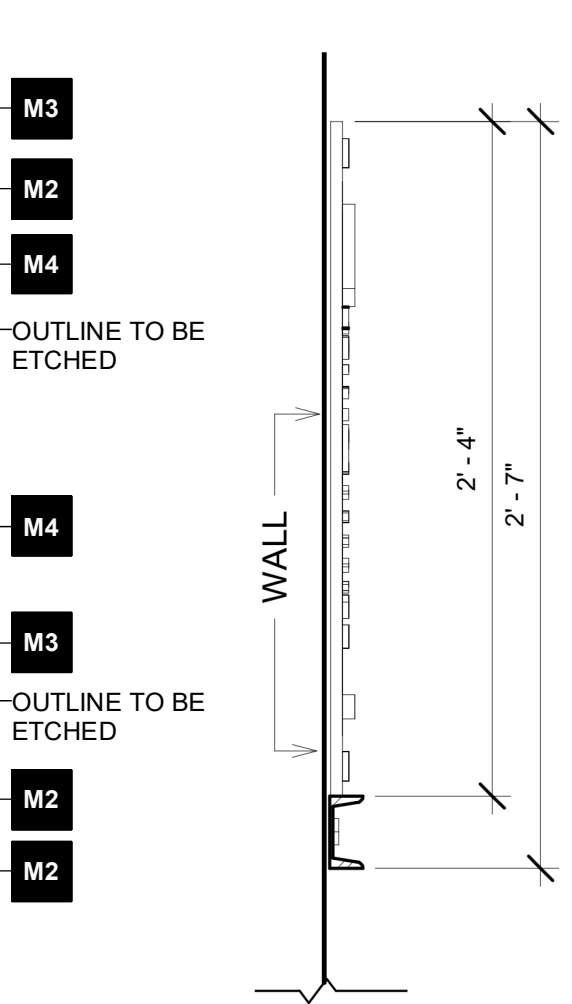


PLAN
SIGN TYPE A

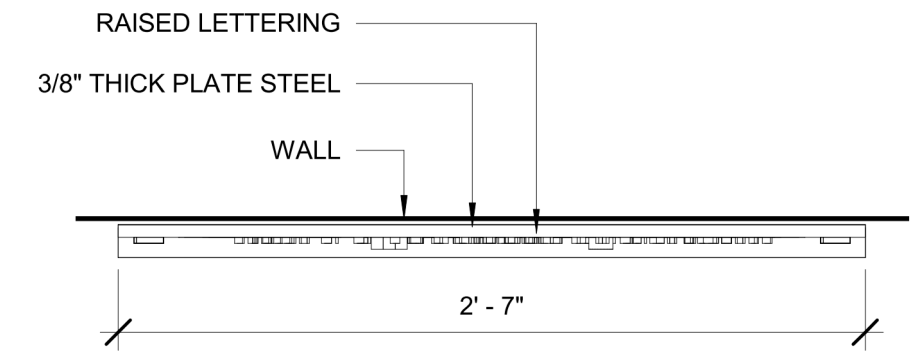
- NOTES**
1. OVERALL SIZE: 31" W x 28" H
 2. TOTAL AREA: 6 SQ FT
 3. TYPOGRAPHY: INDUSTRIAL
 4. LIGHTING: INDIRECT



ELEVATION



SECTION



PLAN
SIGN TYPE B

- NOTES**
1. OVERALL SIZE: 31" W x 28" H
 2. TOTAL AREA: 6 SQ FT
 3. TYPOGRAPHY: INDUSTRIAL
 4. LIGHTING: INDIRECT



ARCHITECTS

STANDARD WORKS - MASTER SIGN PROGRAM

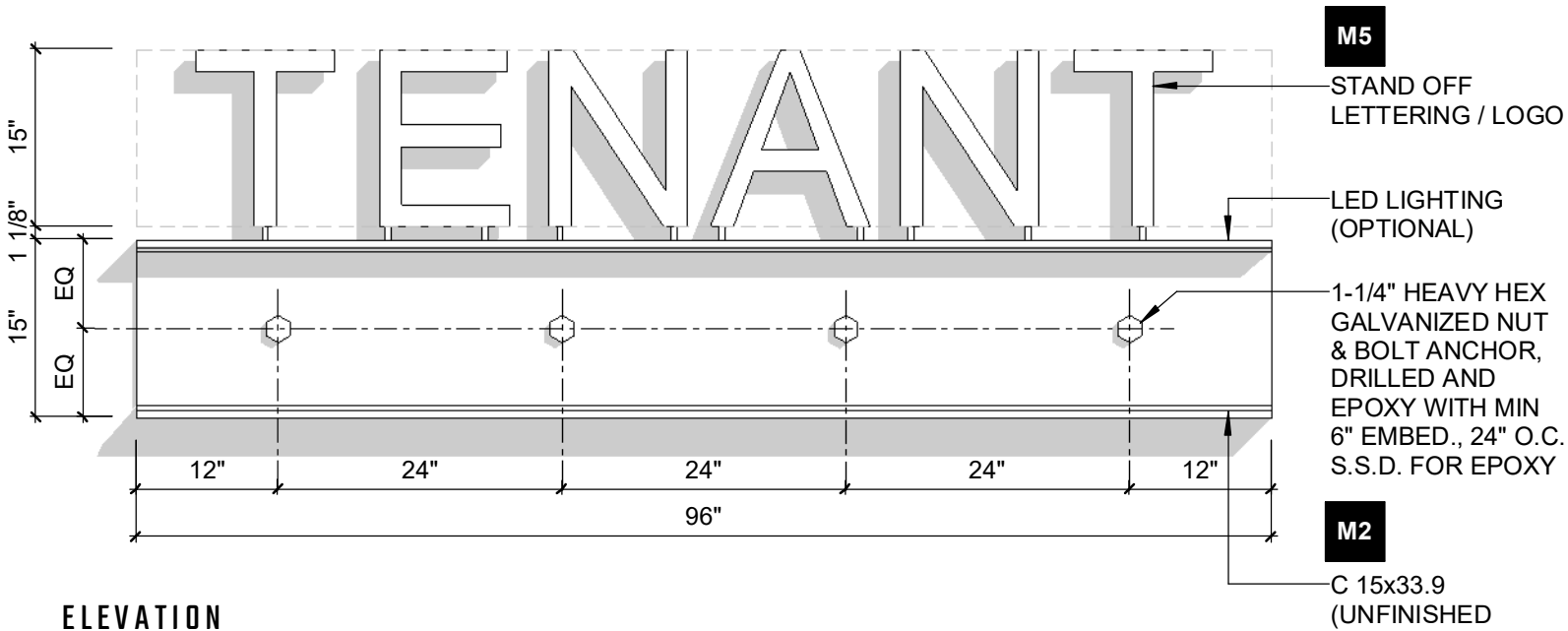
ONSITE DIRECTIONAL SIGN TYPE A & B 006



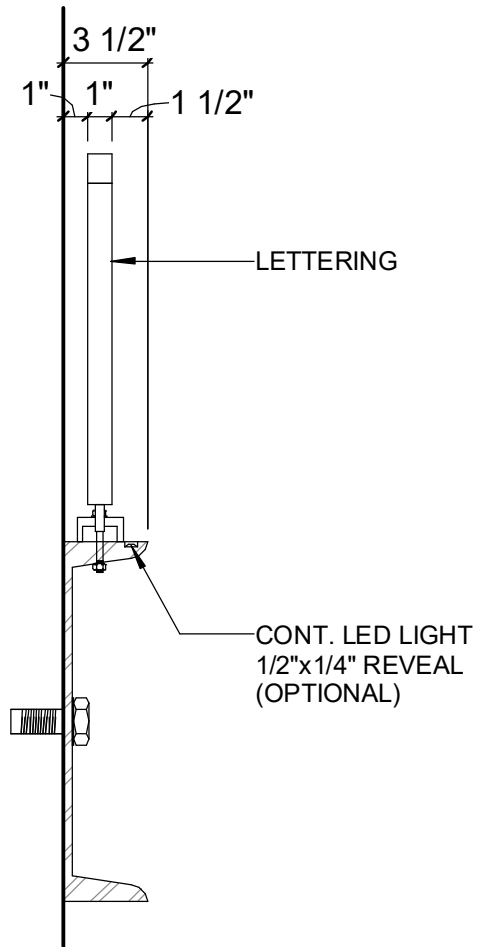
© 2014 BALIAN ARCHITECTS. ALL RIGHTS RESERVED. ALL DIMENSIONS SPECIFIED ARE IN FEET AND INCHES. DIMENSIONS AND COLORS CONTAINED IN THIS DRAWING ARE NOT TO BE SCALE. THE EXCLUSIVE PROPERTY OF BALIAN ARCHITECTS. ANY AND ALL PROJECTS BY BALIAN ARCHITECTS, INCLUDING WITHOUT LIMITATION, THE COPYRIGHT AND ALL RIGHTS THEREIN, ARE HEREBY TRANSFERRED TO THE CLIENT FOR THE SPECIFIC PROJECT FOR WHICH THIS HAS BEEN PREPARED. COPIES, DISTRIBUTION, REPRODUCTION OR DISPLAY OF ANY PART OF THIS PRESENTATION WITHOUT THE EXPRESS WRITTEN CONSENT OF BALIAN ARCHITECTS, COASTED WINDING AND IS PROHIBITED TO THE EXTENT PERMITTED BY LAW.

BM 16081475 E. El Segundo 175 E. El Segundo - 0102014

APRIL 19, 2021



ELEVATION

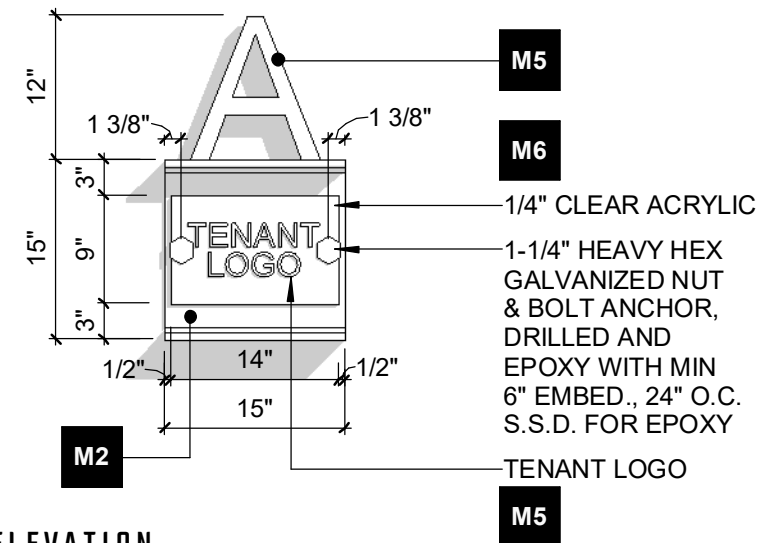


SECTION

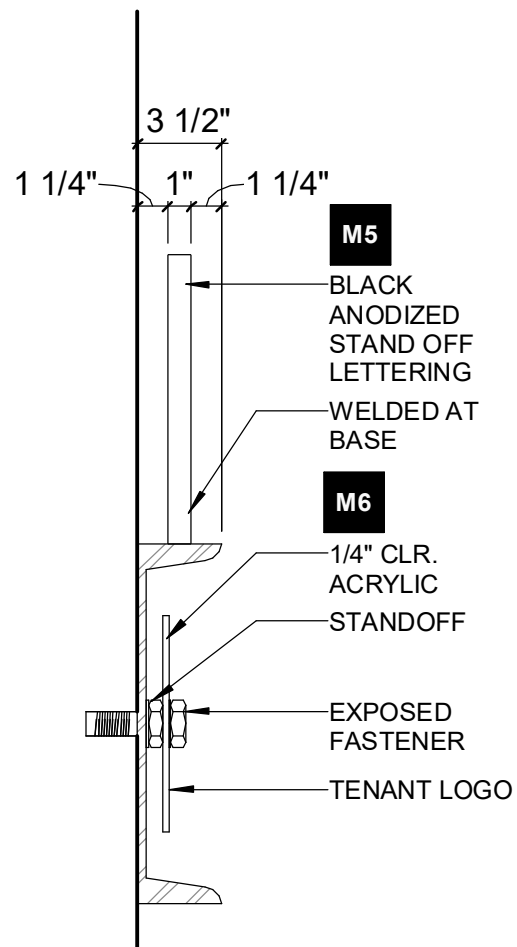
SIGN TYPE C



NOTES	
1. OVERALL SIZE:	96" W x 15" H
2. TOTAL AREA:	10 SQ FT
3. TYPOGRAPHY:	TENANT TYPOGRAPHY
4. LIGHTING:	OPTIONAL LED STRIP LIGHTING



ELEVATION



SECTION

SIGN TYPE D



NOTES	
1. OVERALL SIZE:	14" W x 9" H
2. TOTAL AREA:	0.875 SQ FT
3. TYPOGRAPHY:	INDUSTRIAL
4. LIGHTING:	INDIRECT AMBIENT



ARCHITECTS

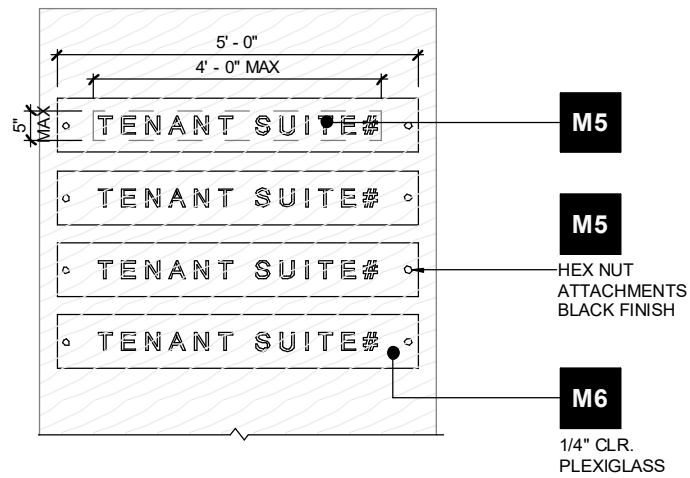
© 2016 BALIAN ARCHITECTS. ALL RIGHTS RESERVED. ALL DRAWINGS, SPECIFICATIONS, SCHEDULES, MATERIALS, CONDITIONS AND DETAILS CONTAINED IN THIS PRELIMINARY AND FINAL DRAWING ARE THE EXCLUSIVE PROPERTY OF BALIAN ARCHITECTS, INC. AND ARE PROTECTED BY INTELLECTUAL PROPERTY LAWS, INCLUDING WITHOUT LIMITATION, THE COPYRIGHT LAWS PROVIDED IN U.S. CODE TITLE 17. ANY REPRODUCTION OR USE, OTHER THAN FOR THE SPECIFIC PROJECT FOR WHICH THEY HAVE BEEN PREPARED, WITHOUT THE WRITTEN PERMISSION OF BALIAN ARCHITECTS, IS STRICTLY PROHIBITED. ANY REPRODUCTION OR USE OF ANY PART OF THIS DRAWING WITHOUT THE WRITTEN PERMISSION OF BALIAN ARCHITECTS, IS STRICTLY PROHIBITED AND IS SUBJECT TO LEGAL ACTION.

APRIL 19, 2021

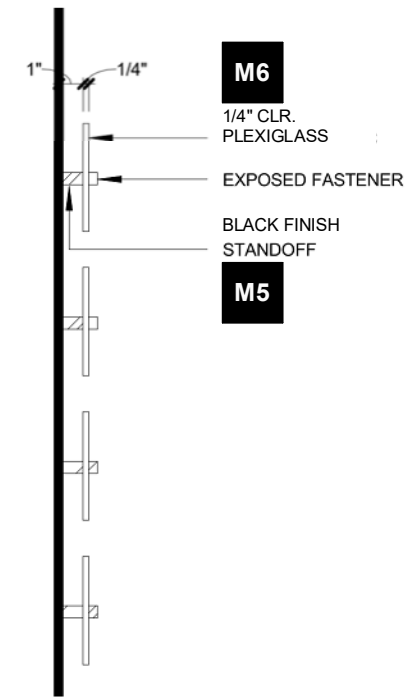
STANDARD WORKS - MASTER SIGN PROGRAM

IDENTIFICATION SIGN TYPE C & D 007





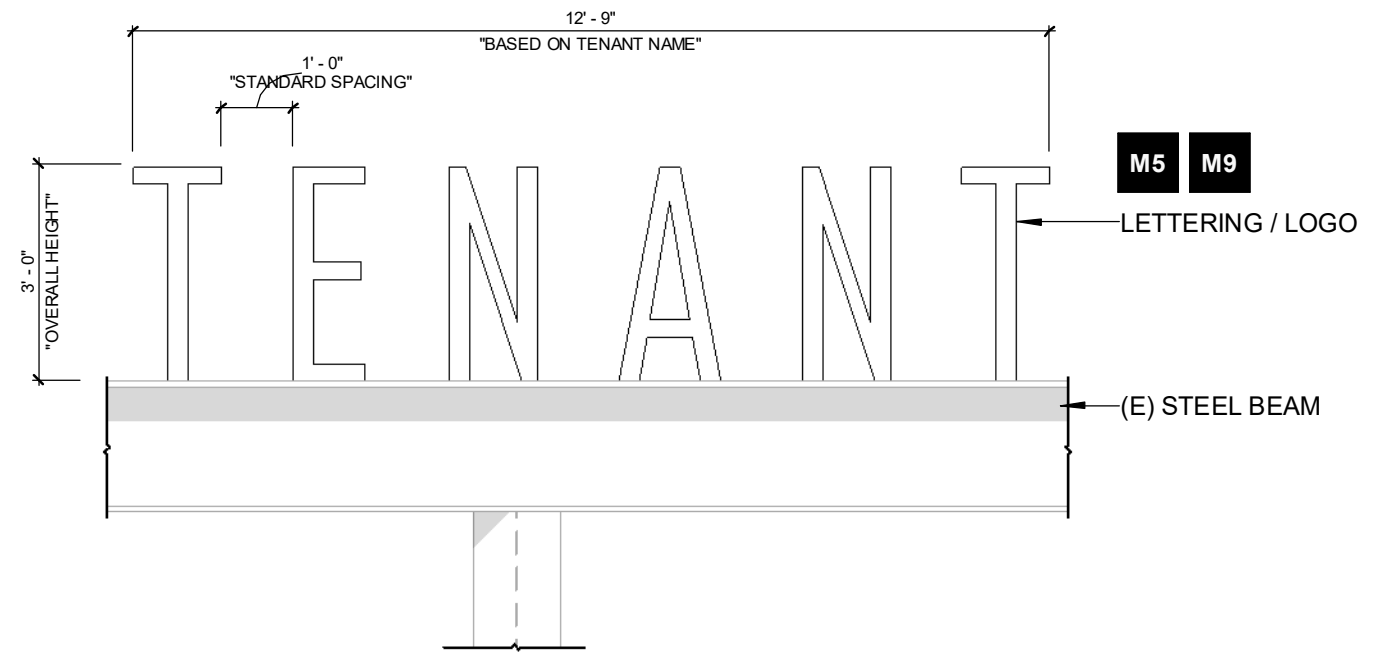
ELEVATION



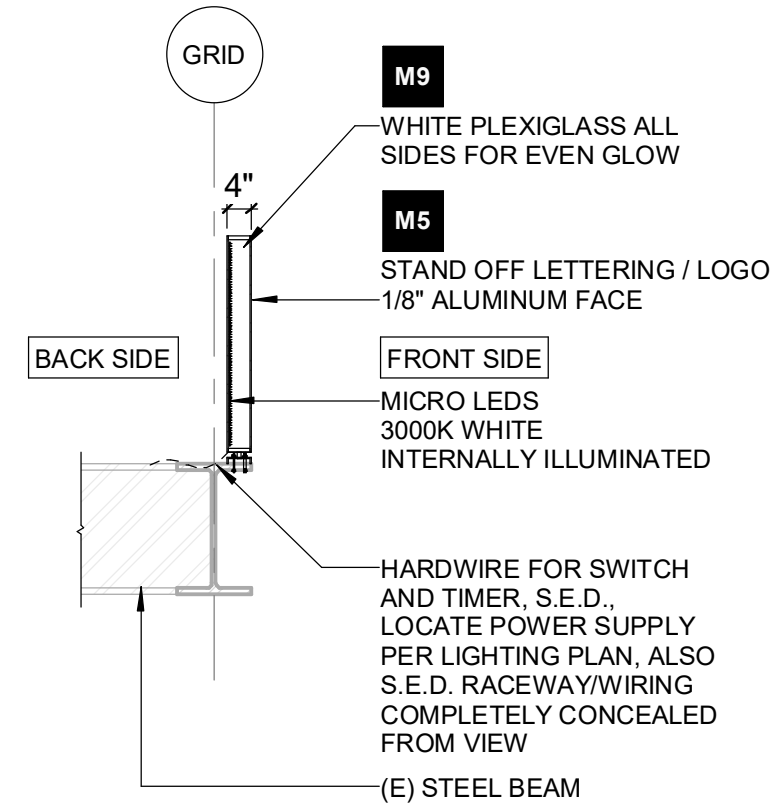
SECTION
SIGN TYPE E



- NOTES**
1. OVERALL SIZE: 48" W x 5" H / EACH
 2. TOTAL AREA: 1.667 SQ FT / EACH
 3. TYPOGRAPHY: INDUSTRIAL
 4. LIGHTING: INDIRECT / AMBIENT



ELEVATION



SECTION
SIGN TYPE F



- NOTES**
1. OVERALL SIZE: 153" W x 36" H
 2. TOTAL AREA: 38.25 SQ FT
 3. TYPOGRAPHY: TENANT TYPOGRAPHY
 4. LIGHTING: INTERNALLY ILLUMINATED



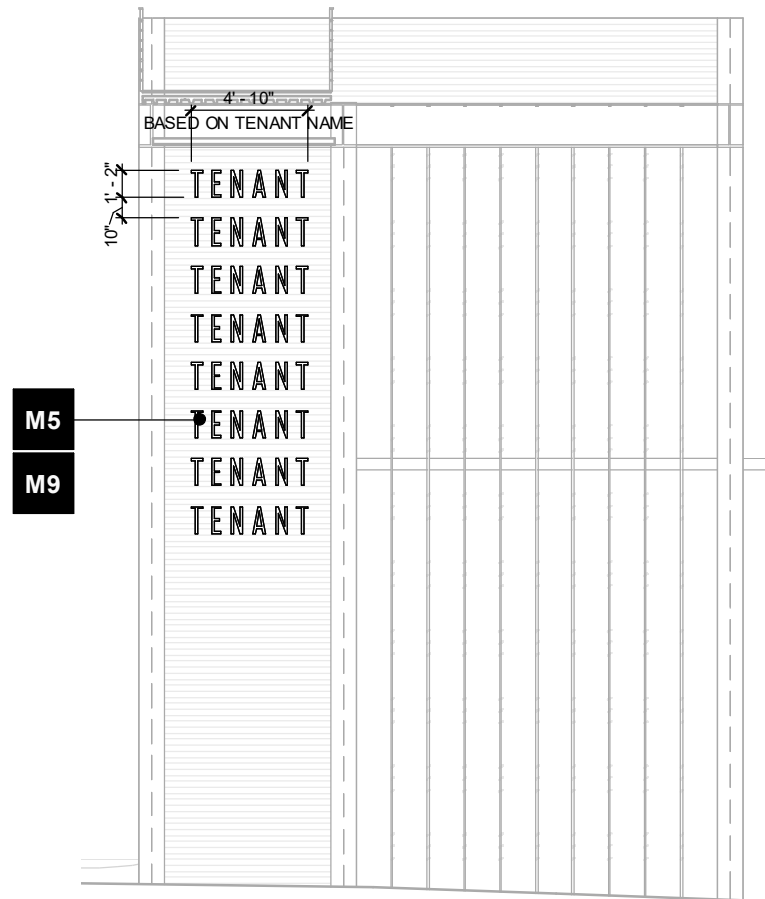
ARCHITECTS

© 2019 BALIAN ARCHITECTS. ALL RIGHTS RESERVED. ALL DRAWINGS, SPECIFICATIONS, SERIAL PANEL ARRANGEMENTS, CONCEPTS AND DESIGNS CONTAINED IN THIS PRELIMINARY AND FINAL DRAWING ARE THE EXCLUSIVE PROPERTY OF BALIAN ARCHITECTS, INC. AND ARE PROTECTED BY INTELLECTUAL PROPERTY LAWS, INCLUDING WITHOUT LIMITATION, THE COPYRIGHT LAWS PROVIDED IN U.S. CODE TITLE 17. ANY REPRODUCTION OR USE, OTHER THAN FOR THE SPECIFIC PROJECT FOR WHICH THIS HAS BEEN PREPARED, WITHOUT THE WRITTEN PERMISSION OF BALIAN ARCHITECTS, IS STRICTLY PROHIBITED. ANY REPRODUCTION OF THIS DOCUMENT WITHOUT THE WRITTEN PERMISSION OF BALIAN ARCHITECTS, IS STRICTLY PROHIBITED AND IS SUBJECT TO THE FOLLOWING NOTICE: APRIL 19, 2021

STANDARD WORKS - MASTER SIGN PROGRAM

IDENTIFICATION SIGN TYPE E & F 008



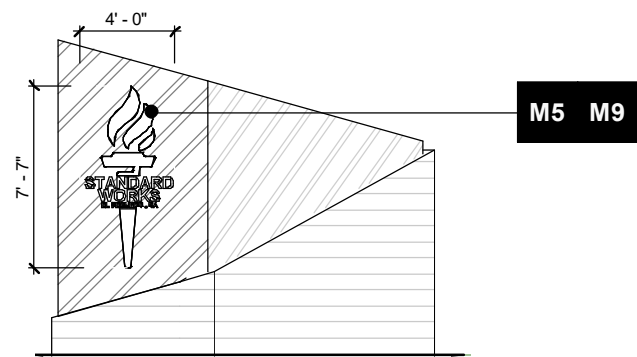


ELEVATION

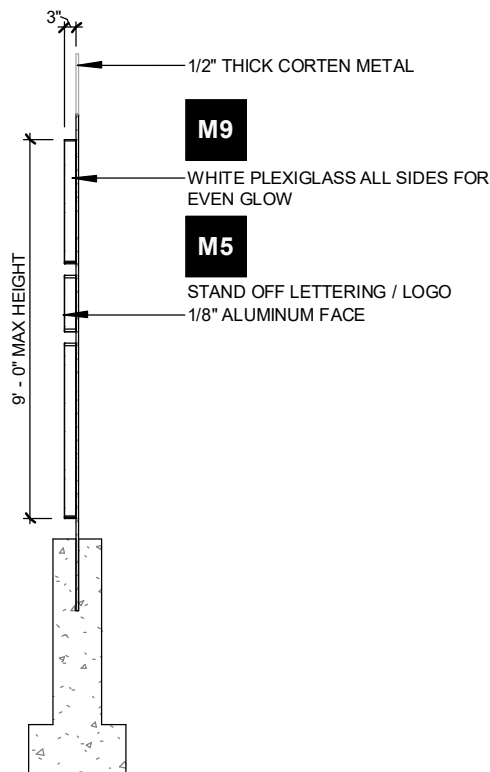


SIGN TYPE G.3

NOTES	
1. OVERALL SIZE:	58" W x 14" H / EACH
2. TOTAL AREA:	5.6 SQ FT
3. TYPOGRAPHY:	TENANT TYPOGRAPHY
4. LIGHTING:	INTERNALLY ILLUMINATED



ELEVATION

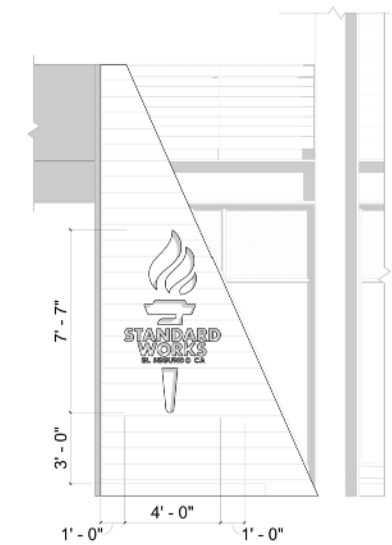


SIGN TYPE G.2



NOTES	
1. OVERALL SIZE:	48" W x 91" H
2. TOTAL AREA:	30 SQ FT
3. TYPOGRAPHY:	INDUSTRIAL
4. LIGHTING:	INDIRECT

SIGN TYPE G.1



ELEVATION



NOTES	
1. OVERALL SIZE:	48" W x 91" H
2. TOTAL AREA:	30 SQ FT
3. TYPOGRAPHY:	INDUSTRIAL
4. LIGHTING:	



ARCHITECTS

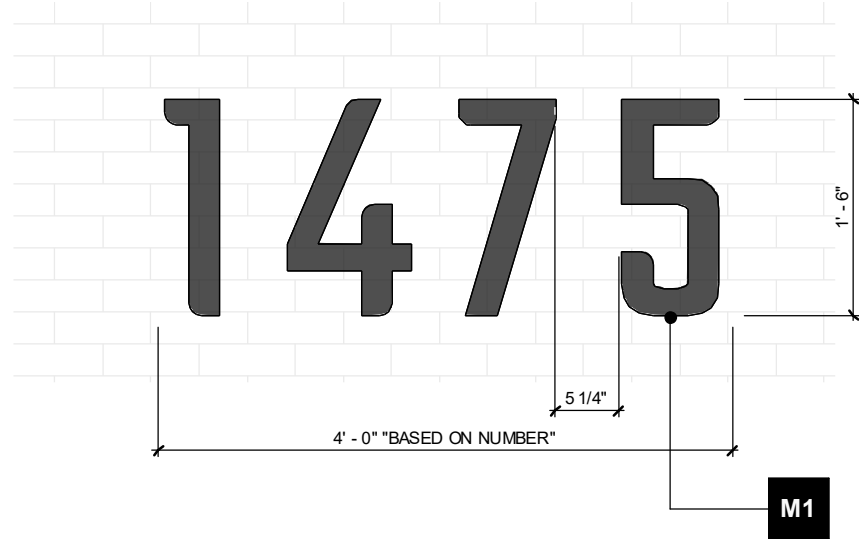
STANDARD WORKS - MASTER SIGN PROGRAM

IDENTIFICATION SIGN TYPE G 009

© 2019 BALIAN ARCHITECTS. ALL RIGHTS RESERVED. ALL DRAWINGS, SPECIFICATIONS, SEALS, PLANS, ARRANGEMENTS, CONCEPTS AND DESIGNS CONTAINED IN THIS PRELIMINARY AND FINAL DRAWING ARE THE EXCLUSIVE PROPERTY OF BALIAN ARCHITECTS, INC. AND ARE PROTECTED BY INTELLECTUAL PROPERTY LAWS, INCLUDING WITHOUT LIMITATION, THE COPYRIGHT LAWS PROVIDED IN U.S. CODE TITLE 17. ANY REPRODUCTION OR USE, OTHER THAN FOR THE SPECIFIC PROJECT FOR WHICH THIS HAS BEEN PREPARED, WITHOUT THE WRITTEN PERMISSION OF BALIAN ARCHITECTS, IS STRICTLY PROHIBITED. ANY REPRODUCTION OR USE OF THIS DOCUMENT WITHOUT THE WRITTEN PERMISSION OF BALIAN ARCHITECTS, IS STRICTLY PROHIBITED.

APRIL 19, 2021





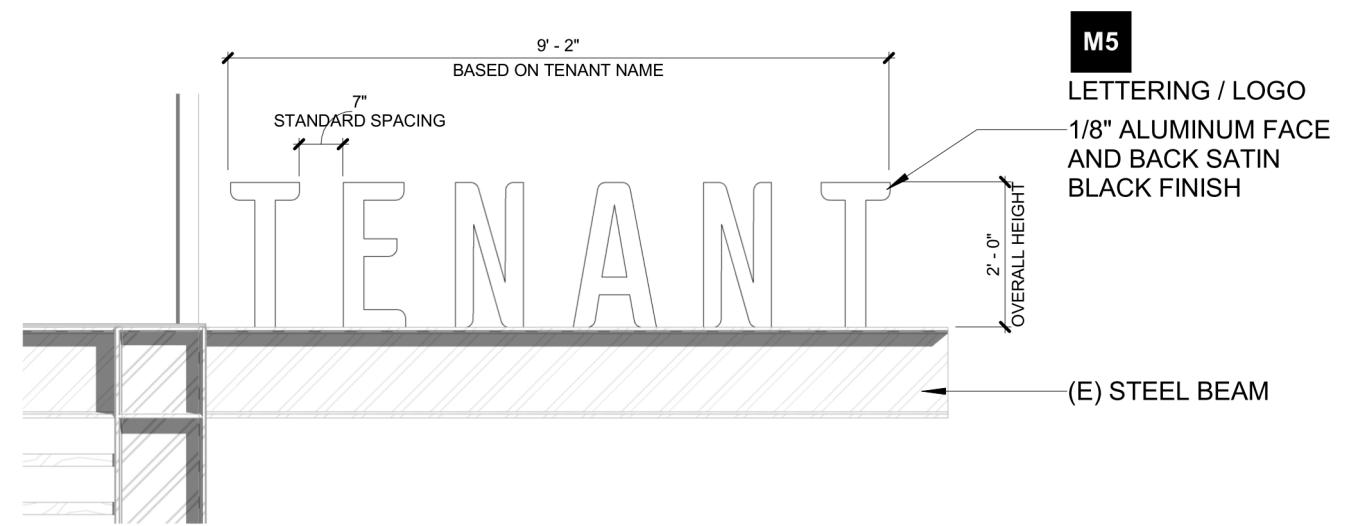
ELEVATION



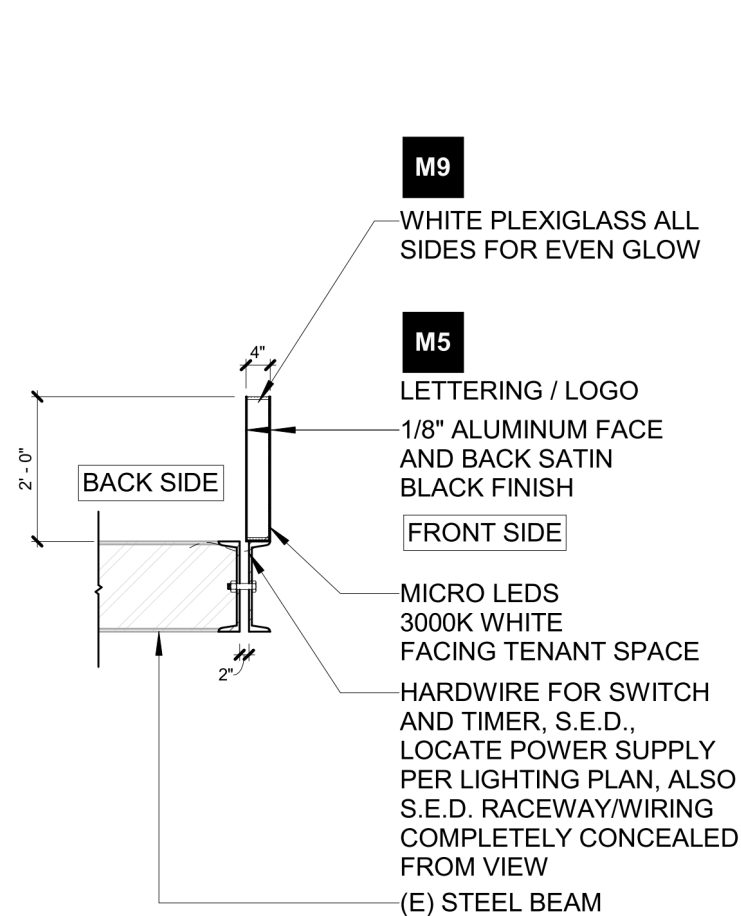
SIGN TYPE H



- NOTES
1. OVERALL SIZE: 48" W x 18" H
 2. TOTAL AREA: 6 SQ FT
 3. TYPOGRAPHY: INDUSTRIAL
 4. LIGHTING: INDIRECT



ELEVATION



SECTION

SIGN TYPE I



- NOTES
1. OVERALL SIZE: 110" W x 24" H
 2. TOTAL AREA: 18.33 SQ FT
 3. TYPOGRAPHY: TENANT TYPOGRAPHY
 4. LIGHTING: INTERNALLY ILLUMINATED



ARCHITECTS

© 2016 BALIAN ARCHITECTS. ALL RIGHTS RESERVED. ALL DRAWINGS, SPECIFICATIONS, SCHEDULES, PANEL ARRANGEMENTS, CONCEPTS AND DETAILS CONTAINED IN THIS PRELIMINARY AND FINAL DRAWING ARE THE EXCLUSIVE PROPERTY OF BALIAN ARCHITECTS, INC. AND ARE PROTECTED BY INTELLECTUAL PROPERTY LAWS. INCLUDING WITHOUT LIMITATION, THE COPYRIGHT LAWS PROVIDED IN U.S. CODE TITLE 17. ANY REPRODUCTION OR USE, OTHER THAN FOR THE SPECIFIC PROJECT FOR WHICH THIS HAS BEEN PROVIDED, WITHOUT THE WRITTEN PERMISSION OF BALIAN ARCHITECTS, IS STRICTLY PROHIBITED AND WILL BE PROSECUTED TO THE FULL EXTENT OF THE LAW.

APRIL 19, 2021

STANDARD WORKS - MASTER SIGN PROGRAM

IDENTIFICATION SIGN TYPE H & I

010





M7

ELEVATION

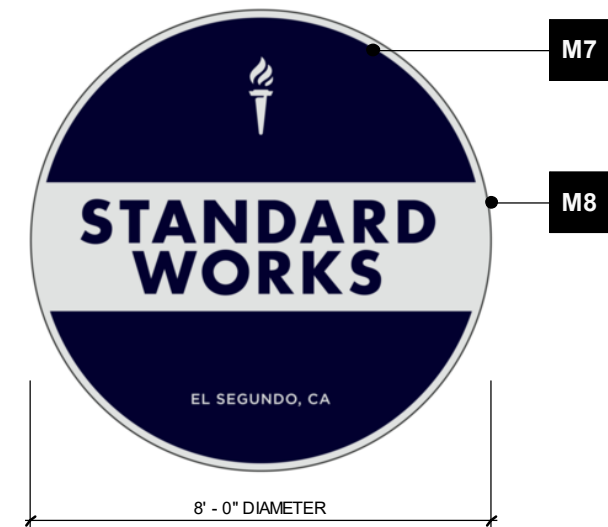
PAINTED DECAL



NOTES

- 1. OVERALL SIZE: VARIES
- 2. TOTAL AREA: VARIES
- 3. TYPOGRAPHY:
- 4. LIGHTING: AMBIENT

SIGN TYPE J.2



M7

M8

ELEVATION

M7

M8

PAINTED DECAL



NOTES

- 1. OVERALL SIZE: 96" DIAMETER
- 2. TOTAL AREA: 50 SQ FT
- 3. TYPOGRAPHY:
- 4. LIGHTING: AMBIENT

SIGN TYPE J.1

STANDARD WORKS - MASTER SIGN PROGRAM

IDENTIFICATION SIGN TYPE J

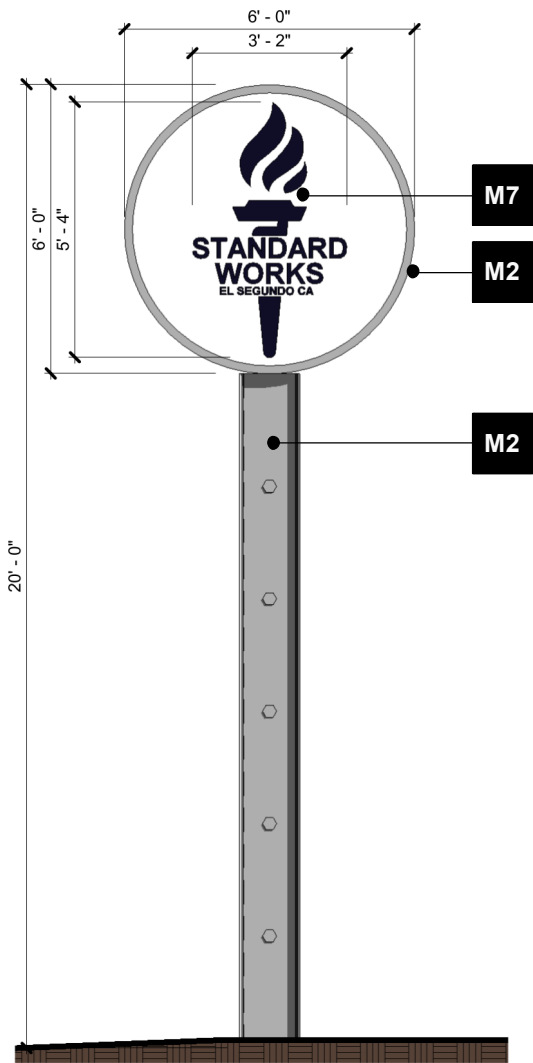
011

BALIAN

ARCHITECTS

© 2019 BALIAN ARCHITECTS. ALL RIGHTS RESERVED. ALL DRAWINGS, SPECIFICATIONS, SERIAL PLANS, ARRANGEMENTS, CONCEPTS AND DESIGNS CONTAINED IN THIS PRELIMINARY AND SHALL REMAIN THE EXCLUSIVE PROPERTY OF BALIAN ARCHITECTS, INC. AND ARE PROTECTED BY INTELLECTUAL PROPERTY LAWS, INCLUDING WITHOUT LIMITATION, THE COPYRIGHT LAWS PROVIDED IN U.S. CODE TITLE 17, AND ANY AND ALL OTHER LAWS FOR THE SPECIFIC PROJECT FOR WHICH THEY HAVE BEEN PREPARED. COPYING, DISTRIBUTION, REPRODUCTION OR DISPLAY OF ANY PART OF THIS PRELIMINARY WITHOUT THE EXPRESS WRITTEN CONSENT OF BALIAN ARCHITECTS, CONSTITUTES VIOLATION AND IS PROHIBITED TO THE EXTENT ALLOWED BY LAW.
MEMORANDUM TO: STANDARD WORKS EL SEGUNDO, CALIFORNIA
 APRIL 19, 2021





ELEVATION



PERSPECTIVE



NOTES	
1. OVERALL SIZE:	72" DIAMETER
2. TOTAL AREA:	36 SQ FT
3. TYPOGRAPHY:	INDUSTRIAL
4. LIGHTING:	INTERNALLY ILLUMINATED

SIGN TYPE K "POLE SIGN"



ARCHITECTS

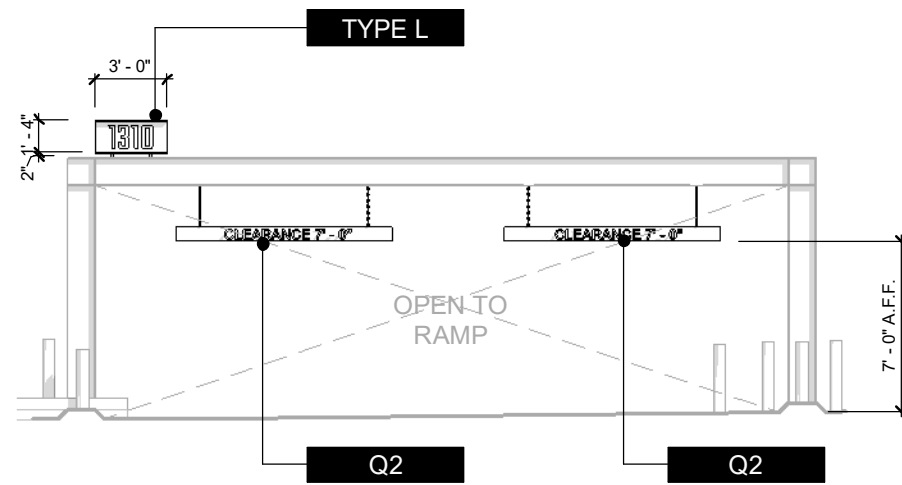
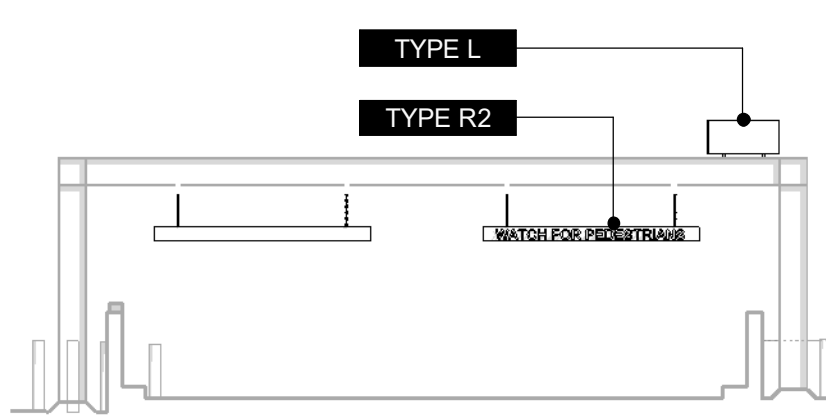
© 2019 BALIAN ARCHITECTS. ALL RIGHTS RESERVED. ALL DRAWINGS, SPECIFICATIONS, SERIAL PANEL ARRANGEMENTS, CONCEPTS AND DESIGNS CONTAINED IN THIS PRELIMINARY AND SHALL REMAIN THE EXCLUSIVE PROPERTY OF BALIAN ARCHITECTS, INC. AND ARE PROTECTED BY INTELLECTUAL PROPERTY LAWS. INCLUDING WITHOUT LIMITATION, THE COPYRIGHT LAWS FOUND IN U.S. CODE TITLE 17. ANY REPRODUCTION OR USE, OTHER THAN FOR THE SPECIFIC PROJECT FOR WHICH THEY HAVE BEEN PREPARED, WITHOUT THE WRITTEN PERMISSION OF BALIAN ARCHITECTS, CONSTITUTES VIOLATION AND IS PROHIBITED TO THE EXTENT ALLOWED BY LAW.
 APRIL 19, 2021

STANDARD WORKS - MASTER SIGN PROGRAM

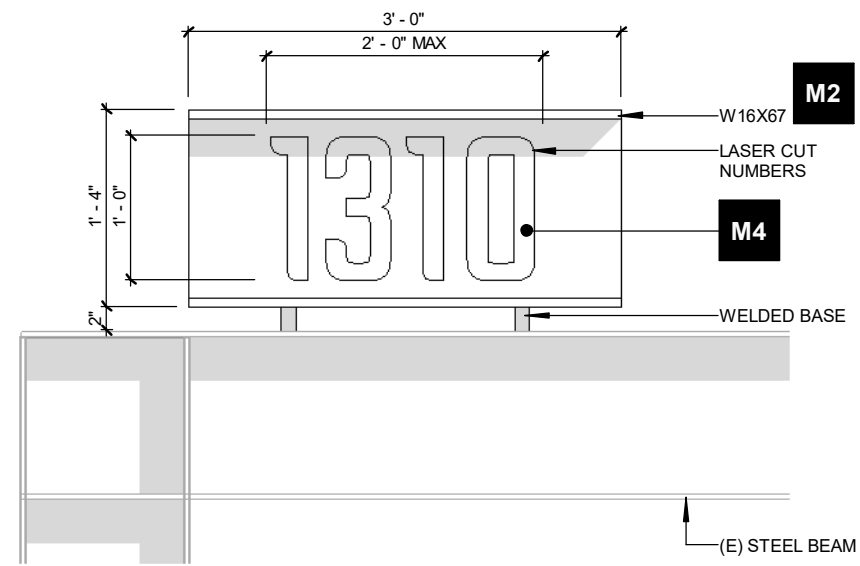
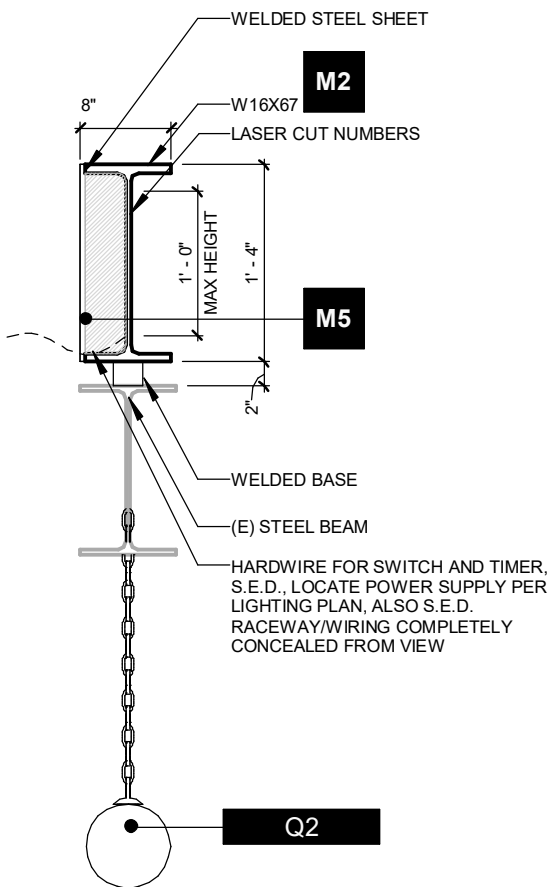
IDENTIFICATION SIGN TYPE K "POLE SIGN"

012





ELEVATIONS



ENLARGED ELEVATION



SECTION
SIGN TYPE L

NOTES	
1. OVERALL SIZE:	24" W x 12" H
2. TOTAL AREA:	2 SQ FT
3. TYPOGRAPHY:	INDUSTRIAL
4. LIGHTING:	INTERNALLY ILLUMINATED



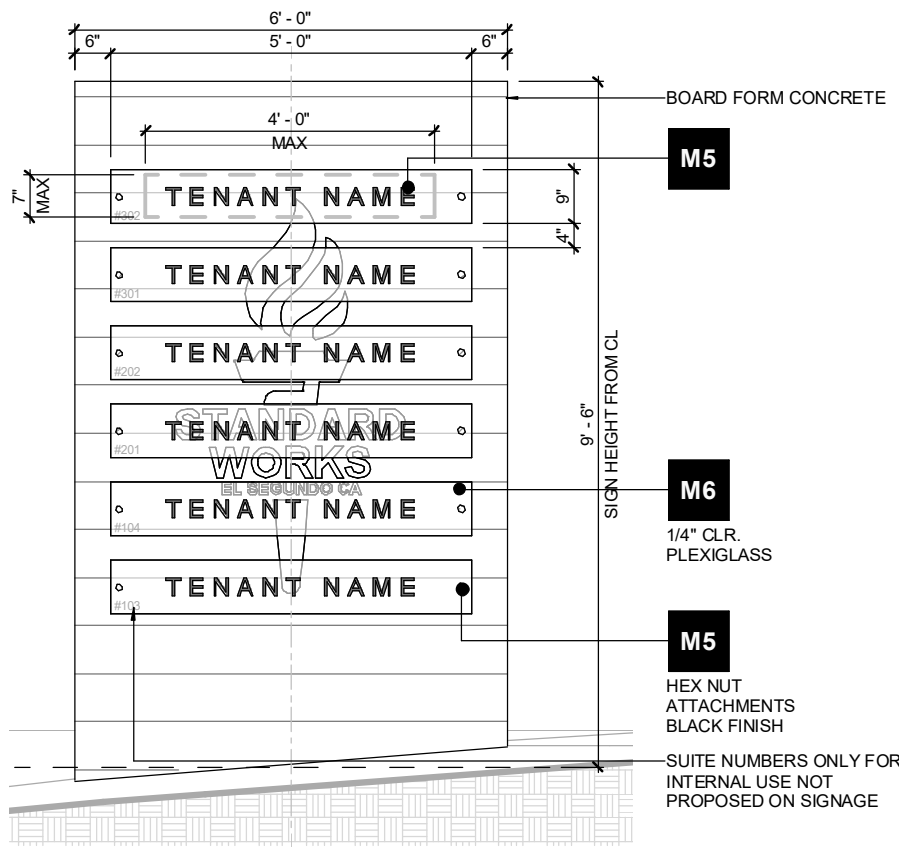
ARCHITECTS

STANDARD WORKS - MASTER SIGN PROGRAM

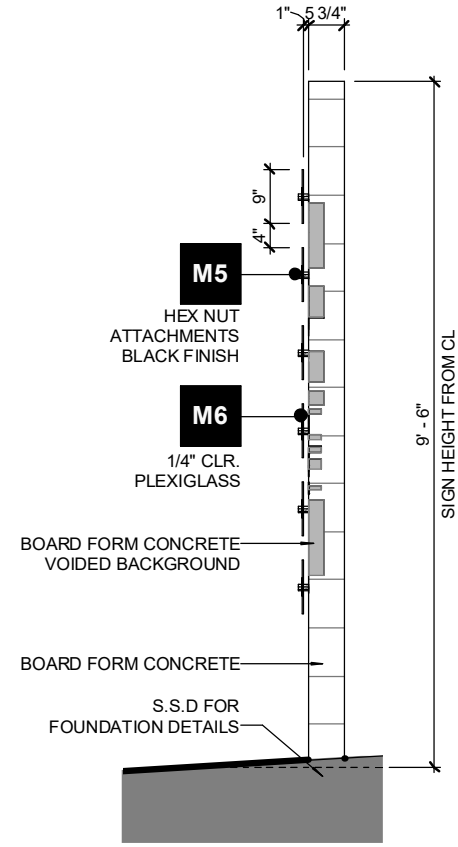
IDENTIFICATION SIGN TYPE L 013

© 2019 BALIAN ARCHITECTS. ALL RIGHTS RESERVED. ALL DRAWINGS, SPECIFICATIONS, SERIAL PLANS, ARRANGEMENTS, CONCEPTS AND DESIGN CONTAINED IN THIS PRELIMINARY AND FINAL DRAWING ARE THE EXCLUSIVE PROPERTY OF BALIAN ARCHITECTS, INC. AND ARE PROTECTED BY INTELLECTUAL PROPERTY LAWS, INCLUDING WITHOUT LIMITATION, THE COPYRIGHT LAWS FOUND IN U.S. CODE TITLE 17, AND ANY PATENT OR TRADE SECRET LAWS. NO PART OF THIS DRAWING IS TO BE REPRODUCED OR TRANSMITTED IN ANY FORM OR BY ANY MEANS, ELECTRONIC OR MECHANICAL, INCLUDING PHOTOCOPYING, RECORDING, OR BY ANY INFORMATION STORAGE AND RETRIEVAL SYSTEM, WITHOUT THE EXPRESS WRITTEN CONSENT OF BALIAN ARCHITECTS. CONSULTING ENGINEERS AND ARCHITECTS ARE NOT TO BE HELD RESPONSIBLE FOR THE CONTENTS OF THIS DRAWING.
APRIL 19, 2021





ELEVATION

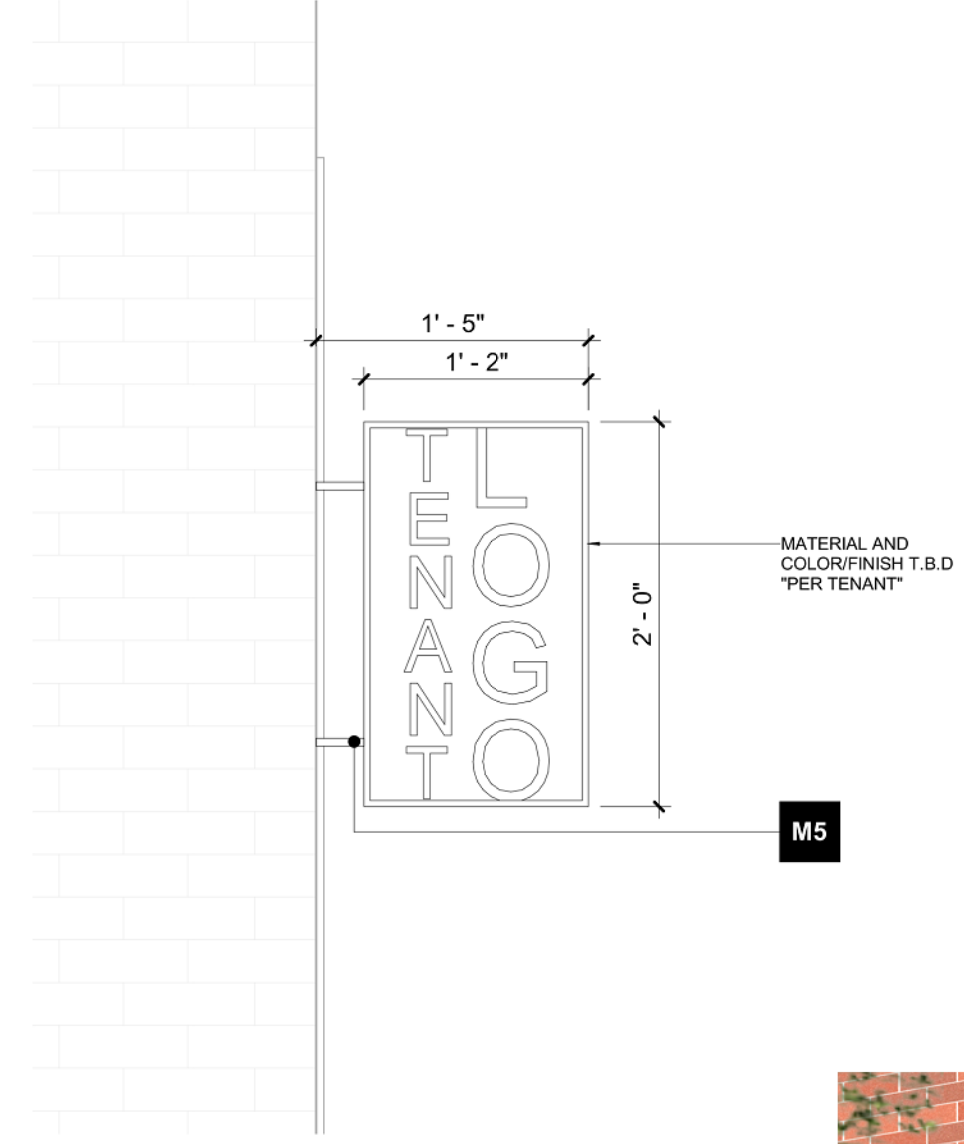


SECTION



NOTES	
1. OVERALL SIZE:	48" W x 7" H / EACH
2. TOTAL AREA:	2.33 SQ FT / EACH
3. TYPOGRAPHY:	INDUSTRIAL
4. LIGHTING:	INDIRECT / AMBIENT

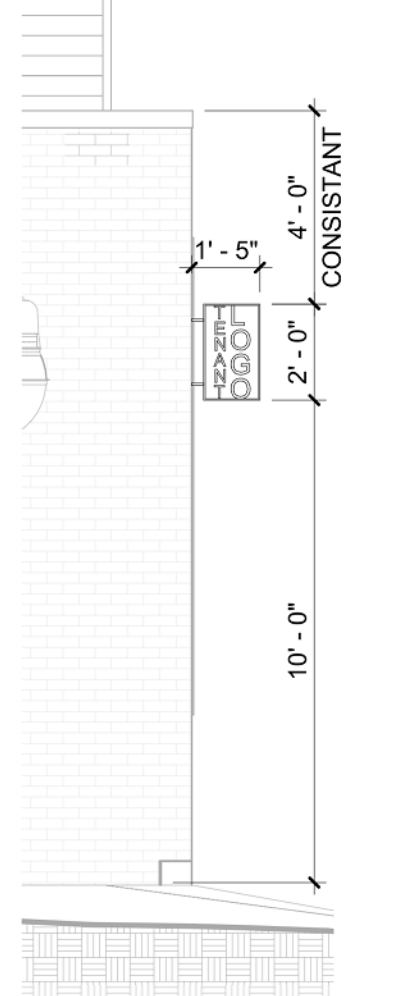
SIGN TYPE M




ENLARGED ELEVATION

NOTES	
1. OVERALL SIZE:	14" W x 24" H
2. TOTAL AREA:	2.33 SQ FT
3. TYPOGRAPHY:	N/A
4. LIGHTING:	N/A

SIGN TYPE N



ELEVATION



ARCHITECTS

STANDARD WORKS - MASTER SIGN PROGRAM


IDENTIFICATION SIGN TYPE M & N 014

© 2016 BALIAN ARCHITECTS. ALL RIGHTS RESERVED. ALL DRAWINGS, SPECIFICATIONS, SERIAL PANEL ARRANGEMENTS, CONCEPTS AND DETAILS CONTAINED IN THIS PRELIMINARY AND FINAL DRAWING ARE THE EXCLUSIVE PROPERTY OF BALIAN ARCHITECTS, INC. AND ARE PROTECTED BY INTELLECTUAL PROPERTY LAWS, INCLUDING WITHOUT LIMITATION, THE COPYRIGHT LAWS FOUND IN U.S. CODE TITLE 17, AND ANY APPLICABLE STATE AND FEDERAL LAWS. NO PART OF THIS DRAWING OR ANY INFORMATION CONTAINED HEREIN IS TO BE REPRODUCED OR TRANSMITTED IN ANY FORM OR BY ANY MEANS, ELECTRONIC OR MECHANICAL, INCLUDING PHOTOCOPYING, RECORDING, OR BY ANY INFORMATION STORAGE AND RETRIEVAL SYSTEM, WITHOUT THE EXPRESS WRITTEN CONSENT OF BALIAN ARCHITECTS. CONTACT INFORMATION: BALIAN ARCHITECTS, 1000 W. 10TH STREET, EL SEGUNDO, CA 90701. TEL: (310) 409-1000. FAX: (310) 409-1001. WWW.BALIANARCHITECTS.COM

APRIL 19, 2021



SYMBOLS



E2
STAIR DOWN



D2
EXIT ROUTE



D1
EXIT



D3
NOT AN EXIT



P4
VAN ACCESSIBLE
PARKING



H1
ELEVATOR



L1
IN CASE OF
FIRE



M2
STAR OF LIFE



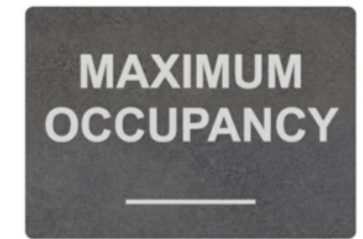
M1
FLOOR NUMBER



B1
ALL-GENDER
RESTROOM
(DOOR)



B2
ALL-GENDER
RESTROOM



F1
ROOM CAPACITY



A3
ELECTRICAL
ROOM



P3
ACCESSIBLE
PARKING



C1
ACCESSIBLE
(DECAL)



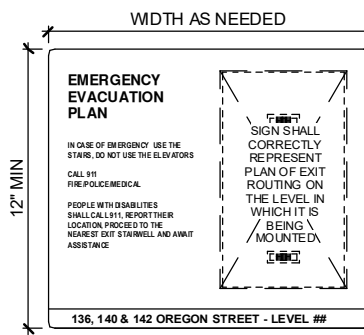
S1
FIRE
EXTINGUISHER



B3
ALL-GENDER
SHOWER



E1
STAIR IDENTIFICATION



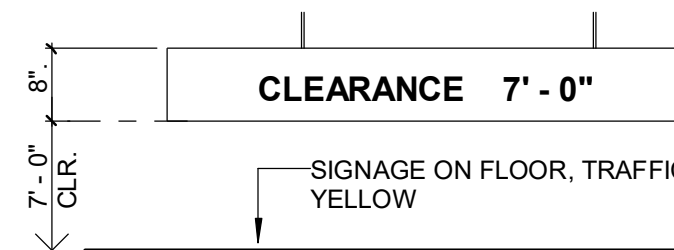
A1
EMERGENCY
EVACUATION
PLAN



K2
(FAPB)



R1
WATCH FOR
PEDESTRIANS



Q2
CLEARANCE



R2
WATCH FOR PEDESTRIANS



N1
NO TRUCKS BEYOND
THIS POINT



ARCHITECTS

© 2019 BALIAN ARCHITECTS. ALL RIGHTS RESERVED. ALL DRAWINGS, SPECIFICATIONS, SCHEDULES, PANEL ARRANGEMENTS, CONCEPTS AND DETAILS CONTAINED IN THIS PRESENTATION ARE AND SHALL REMAIN THE EXCLUSIVE PROPERTY OF BALIAN ARCHITECTS, INC. AND ARE PROTECTED BY INTELLECTUAL PROPERTY LAWS, INCLUDING WITHOUT LIMITATION, THE COPYRIGHT LAWS PROVIDED IN U.S. CODE TITLE 17. ANY REPRODUCTION OR USE, OTHER THAN FOR THE SPECIFIC PROJECT FOR WHICH THEY HAVE BEEN PROVIDED, WITHOUT THE WRITTEN PERMISSION OF BALIAN ARCHITECTS, IS STRICTLY PROHIBITED. ANY REPRODUCTION OR USE OF THIS DOCUMENT WITHOUT THE WRITTEN PERMISSION OF BALIAN ARCHITECTS IS STRICTLY PROHIBITED.

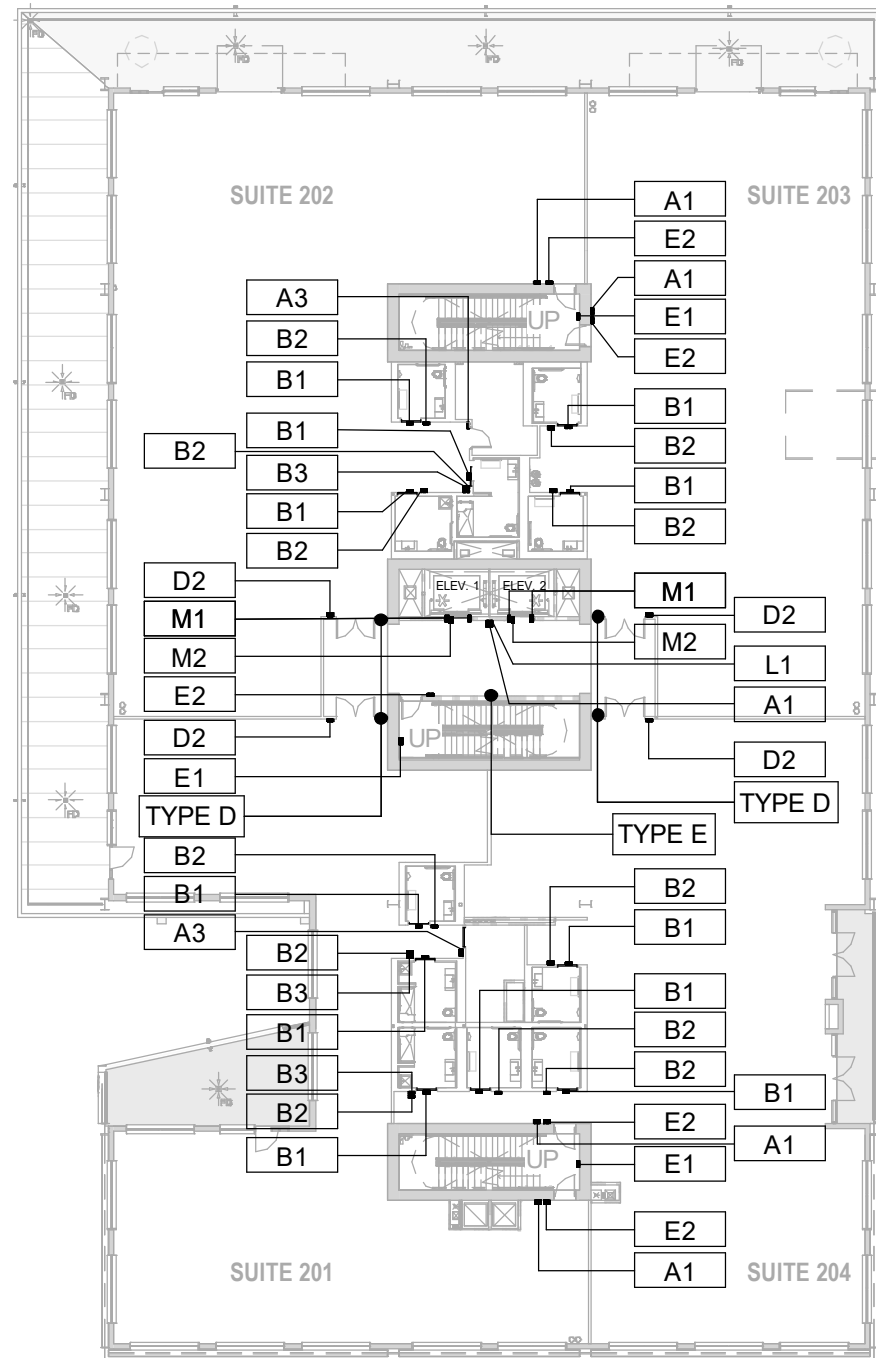
APRIL 19, 2021

STANDARD WORKS - MASTER SIGN PROGRAM

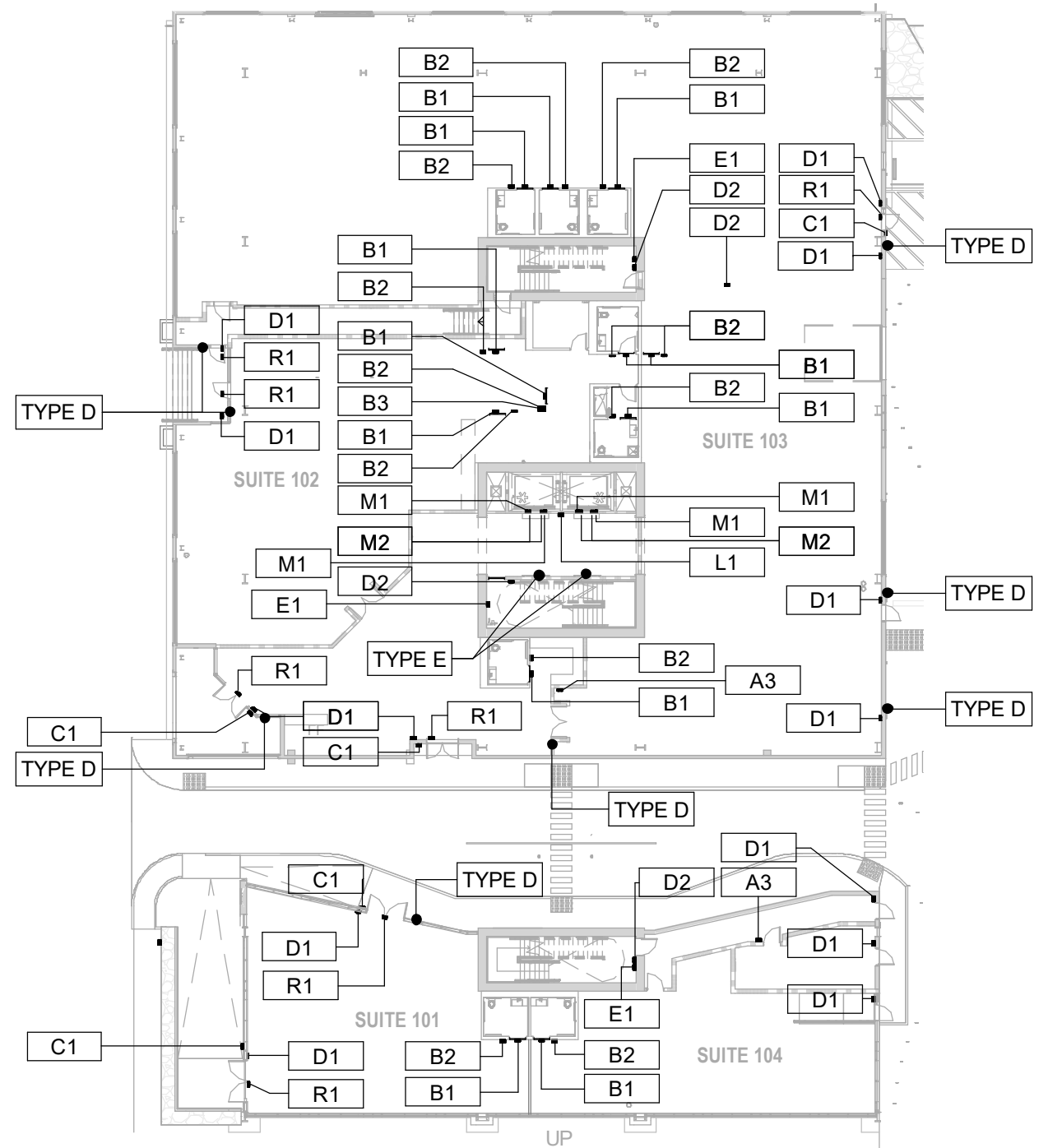
MISC. SIGNAGE

015





LEVEL 2 - FLOOR PLAN
140 OREGON



LEVEL 1 - FLOOR PLAN
140 OREGON

STANDARD WORKS - MASTER SIGN PROGRAM

PARCEL D - LEVEL 1 AND LEVEL 2 FLOOR PLAN

016

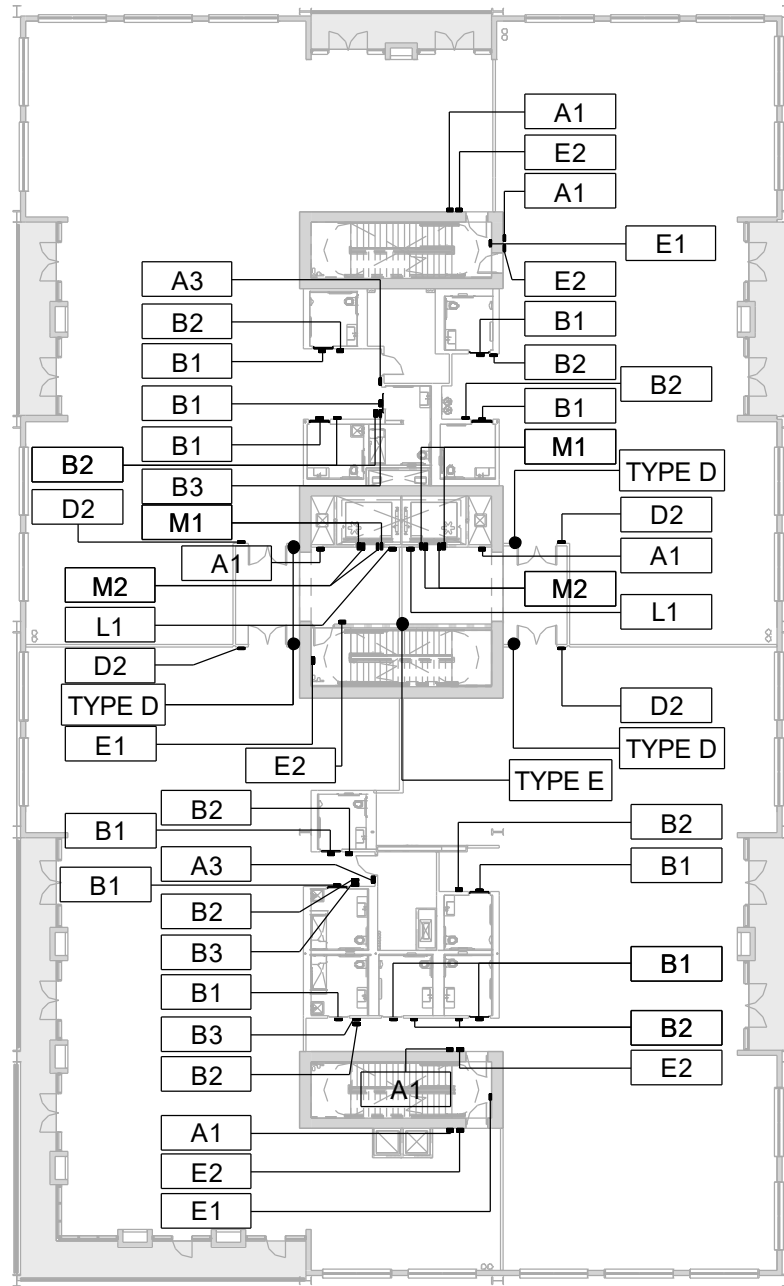
BALIAN

ARCHITECTS

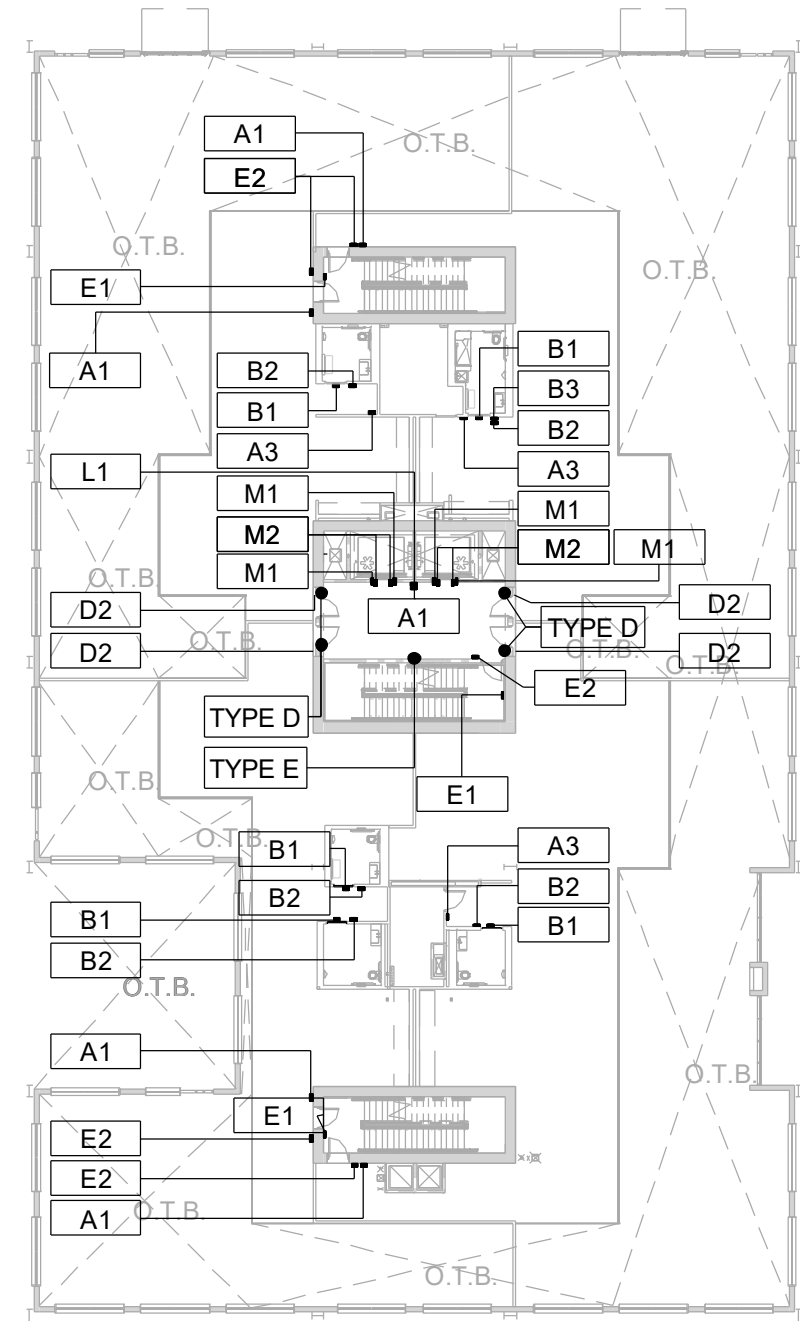
© 2019 BALIAN ARCHITECTS. ALL RIGHTS RESERVED. ALL DRAWINGS, SPECIFICATIONS, SCHEDULES, PANEL ARRANGEMENTS, CONCEPTS AND DETAILS CONTAINED IN THIS PRELIMINARY AND FINAL DRAWING ARE THE EXCLUSIVE PROPERTY OF BALIAN ARCHITECTS, INC. AND ARE PROTECTED BY INTELLECTUAL PROPERTY LAWS, INCLUDING WITHOUT LIMITATION, THE COPYRIGHT LAWS FOUND IN 17 U.S.C. TITLE 17, AND ANY AND ALL OTHER LAWS FOR THE PROTECTION OF INTELLECTUAL PROPERTY. ANY REPRODUCTION OR TRANSMISSION OF ANY PART OF THIS DRAWING WITHOUT THE WRITTEN PERMISSION OF BALIAN ARCHITECTS, INC. IS STRICTLY PROHIBITED. THE USER WILL BE RESPONSIBLE FOR OBTAINING ALL NECESSARY PERMITS AND APPROVALS FROM ALL APPLICABLE AGENCIES AND AUTHORITIES. THE USER WILL BE RESPONSIBLE FOR OBTAINING ALL NECESSARY PERMITS AND APPROVALS FROM ALL APPLICABLE AGENCIES AND AUTHORITIES. THE USER WILL BE RESPONSIBLE FOR OBTAINING ALL NECESSARY PERMITS AND APPROVALS FROM ALL APPLICABLE AGENCIES AND AUTHORITIES.

APRIL 19, 2021





LEVEL 3 - FLOOR PLAN
140 OREGON



LEVEL 2 MEZZANINE - FLOOR PLAN
140 OREGON

STANDARD WORKS - MASTER SIGN PROGRAM

PARCEL D - LEVEL 2 MEZZ AND LEVEL 3 FLOOR PLAN

017

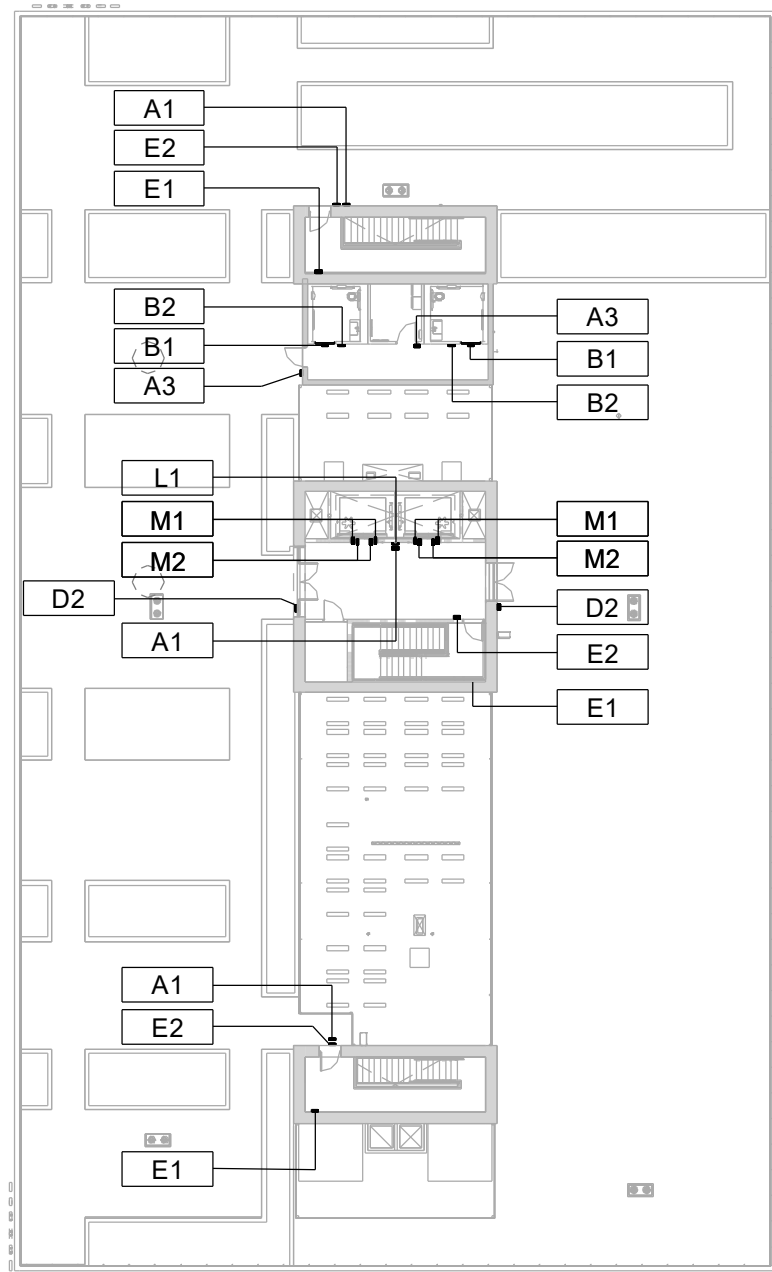


ARCHITECTS

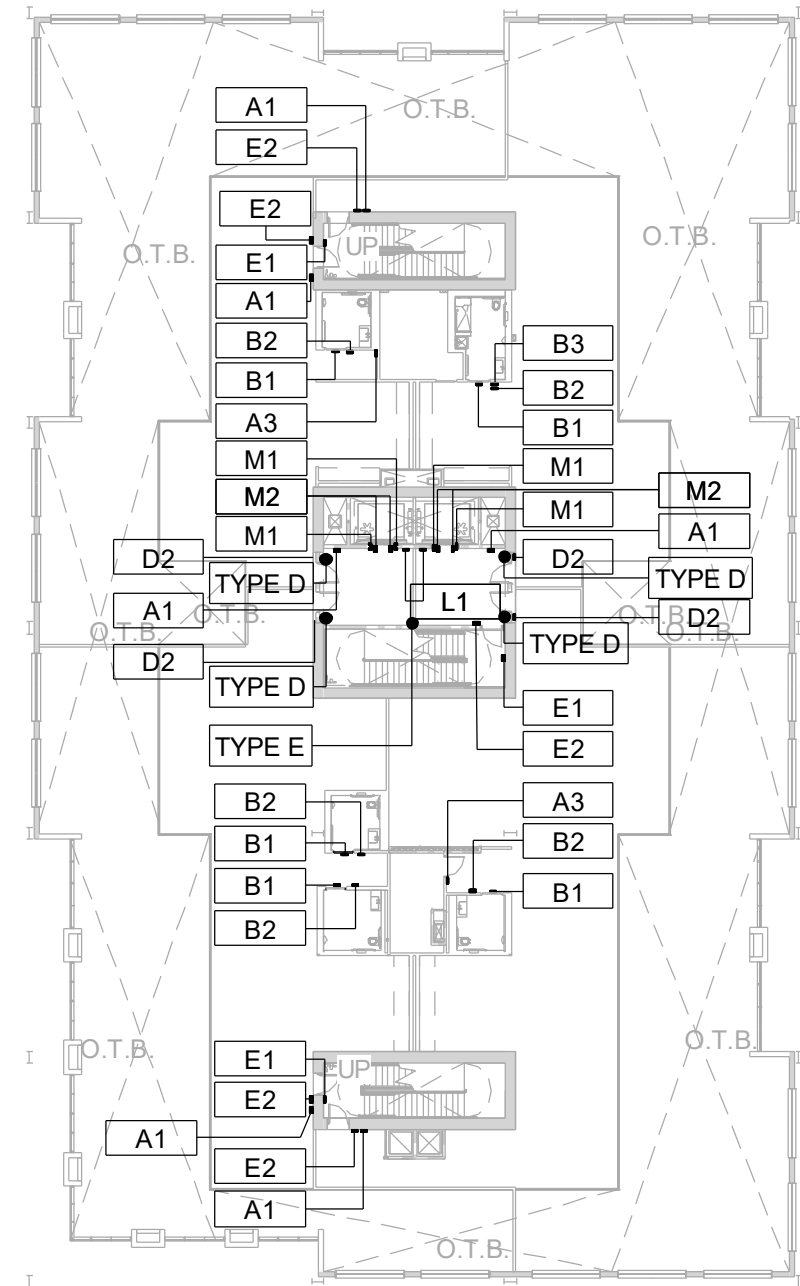
© 2019 BALIAN ARCHITECTS. ALL RIGHTS RESERVED. ALL DRAWINGS, SPECIFICATIONS, SCHEDULES, PANEL ARRANGEMENTS, CONCEPTS AND DESIGN CONTAINED IN THIS PRELIMINARY AND FINAL DRAWING ARE THE EXCLUSIVE PROPERTY OF BALIAN ARCHITECTS, INC. AND ARE PROTECTED BY INTELLECTUAL PROPERTY LAWS. INCLUDING WITHOUT LIMITATION, THE COPYRIGHT LAWS FOUND IN U.S. CODE TITLE 17, CHAPTER 17 AND 101. ANY REPRODUCTION OR USE, OTHER THAN FOR THE SPECIFIC PROJECT FOR WHICH THEY HAVE BEEN PREPARED, WITHOUT THE WRITTEN PERMISSION OF BALIAN ARCHITECTS, IS STRICTLY PROHIBITED. ANY VIOLATION OF THESE TERMS SHALL BE SUBJECT TO LEGAL ACTION.

APRIL 19, 2021





ROOF-FLOOR PLAN
140 OREGON



LEVEL 3 MEZZANINE-FLOOR PLAN
140 OREGON

STANDARD WORKS - MASTER SIGN PROGRAM

PARCEL D-LEVEL 3 MEZZANINE AND ROOF FLOOR PLAN

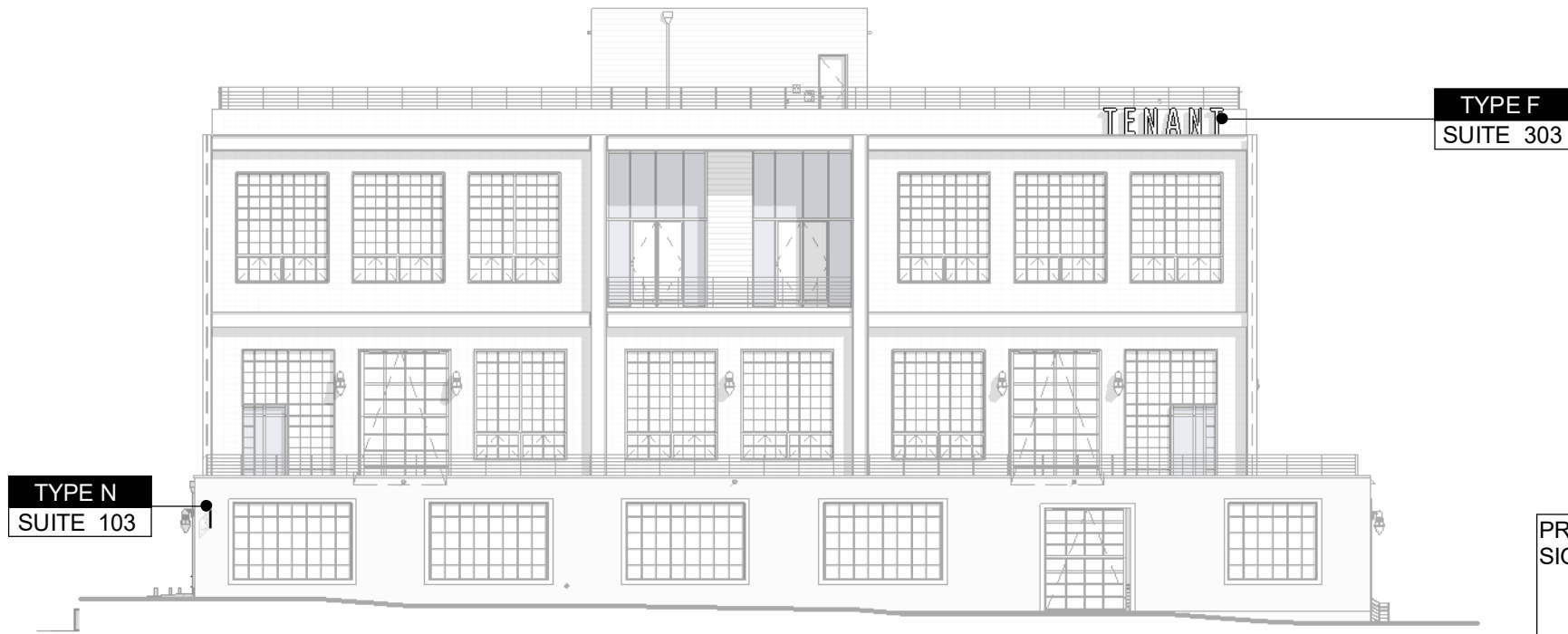
018



ARCHITECTS

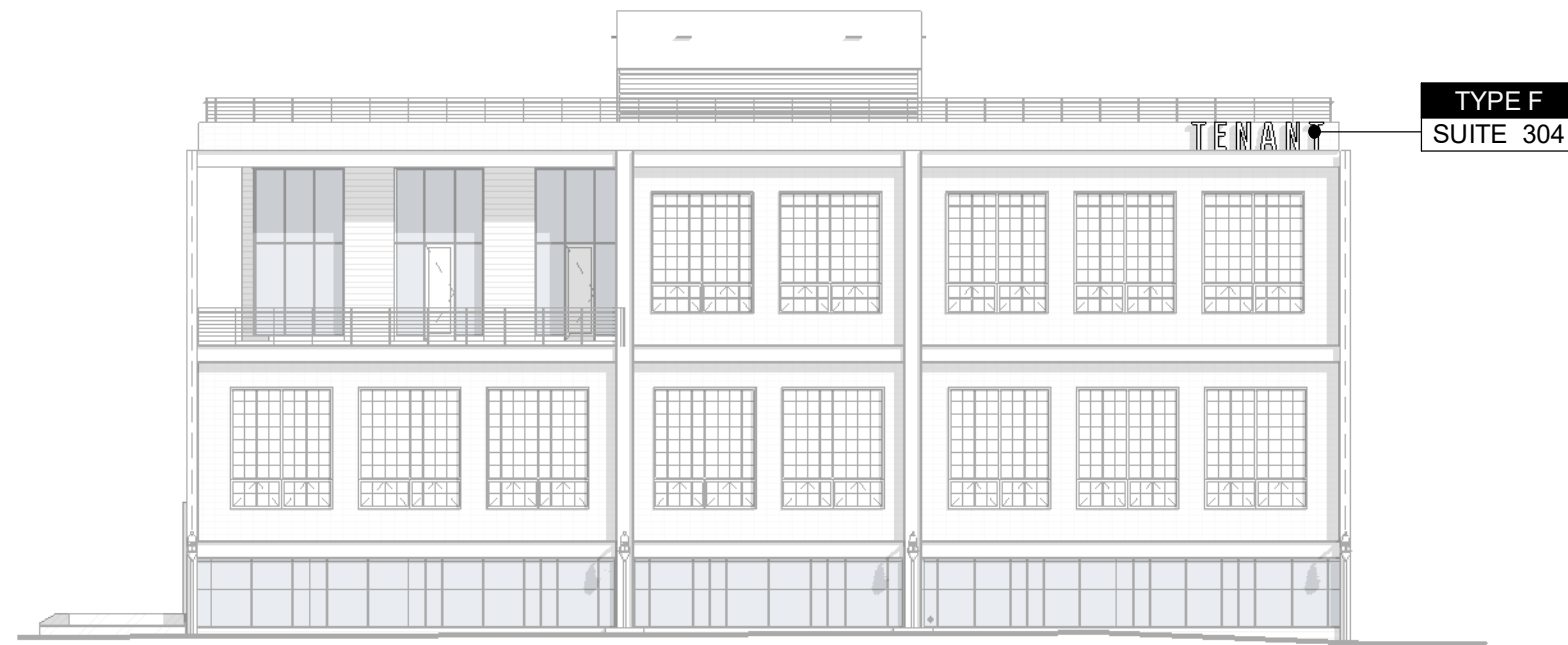
© 2019 BALIAN ARCHITECTS. ALL RIGHTS RESERVED. ALL DRAWINGS, SPECIFICATIONS, SCHEDULES, PANEL ARRANGEMENTS, CONCEPTS AND DESIGNS CONTAINED IN THIS PRELIMINARY AND FINAL DRAWING ARE THE EXCLUSIVE PROPERTY OF BALIAN ARCHITECTS, INC. AND ARE PROTECTED BY INTELLECTUAL PROPERTY LAWS. INCLUDING WITHOUT LIMITATION, THE COPYRIGHT LAWS FOUND IN U.S. CODE TITLE 17, AND ANY AND ALL OTHER LAWS FOR THE SPECIFIC PROJECT FOR WHICH THEY HAVE BEEN PREPARED. COPYING, DISTRIBUTION, REPRODUCTION OR ANY OTHER PREDICATION WITHOUT THE EXPRESS WRITTEN CONSENT OF BALIAN ARCHITECTS, CONSTITUTES INFRINGEMENT AND IS PROHIBITED TO THE EXTENT ALLOWED BY LAW.
ARCHITECTS/REGISTERED ARCHITECTS - CALIFORNIA
 APRIL 19, 2021






**NORTH ELEVATION
140 OREGON**

PROPOSED SIGN TYPES	TYPE F	38.25 SQ.FT.
	TYPE N	2.33 SQ FT
TOTAL AREA		40.58 SQ FT
NORTH FACADE		7,165 SQ FT
ALLOWABLE		5% = (7,165 x 0.05) = 358.25 SQ FT 358.25 SQ FT > 40.58 SQ FT

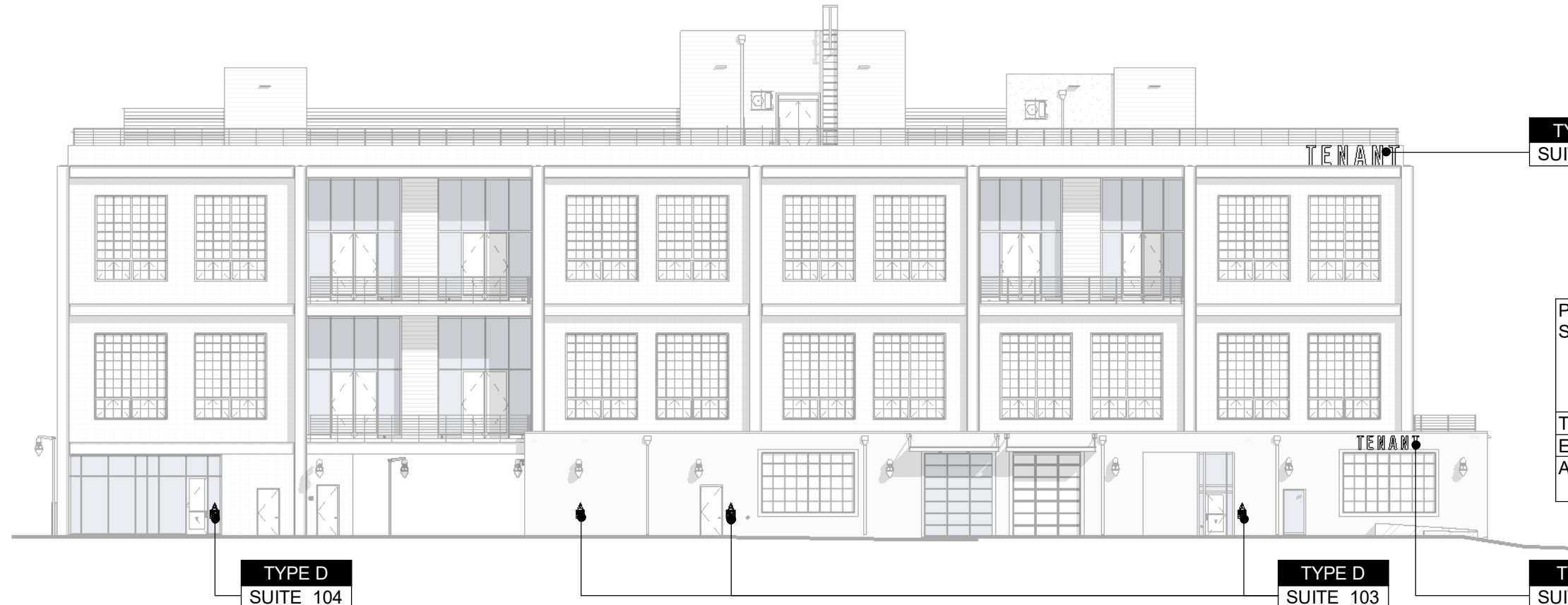


**SOUTH ELEVATION
140 OREGON**

PROPOSED SIGN TYPES	TYPE F	38.25 SQ FT
TOTAL AREA		10 SQ FT
SOUTH FACADE		TOTAL AREA = 6,460 SQ FT
ALLOWABLE		5% = (6,460 x 0.05) = 323 SQ FT 323 SQ FT > 38.25 SQ FT



**SOUTH FACE PASSAGEWAY
140 OREGON**



TYPE F
SUITE 301

PROPOSED SIGN TYPES	TYPE D (4) (4 x 0.875) = 3.5 SQ FT
	TYPE F 10 SQ FT
	TYPE I 18.33 SQ FT
TOTAL AREA	31.83 SQ FT
EAST FACADE ALLOWABLE	5% = (11,688 x 0.05) = 584 SQ FT
	584 SQ FT > 31.83 SQ FT

EAST ELEVATION
140 OREGON



TYPE F
SUITE 302

PROPOSED SIGN TYPES	TYPE F 38.25 SQ FT
	TYPE G.1 30 SQ FT
	TYPE G.3 5.6 SQ FT
	TYPE H 4.5 SQ FT
	TYPE N 2.33 SQ FT
TOTAL AREA	80.68 SQ FT
WEST FACADE ALLOWABLE	5% = (11,878 x 0.05) = 594 SQ FT
	594 SQ FT > 80.68 SQ FT

WEST ELEVATION
140 OREGON



ARCHITECTS

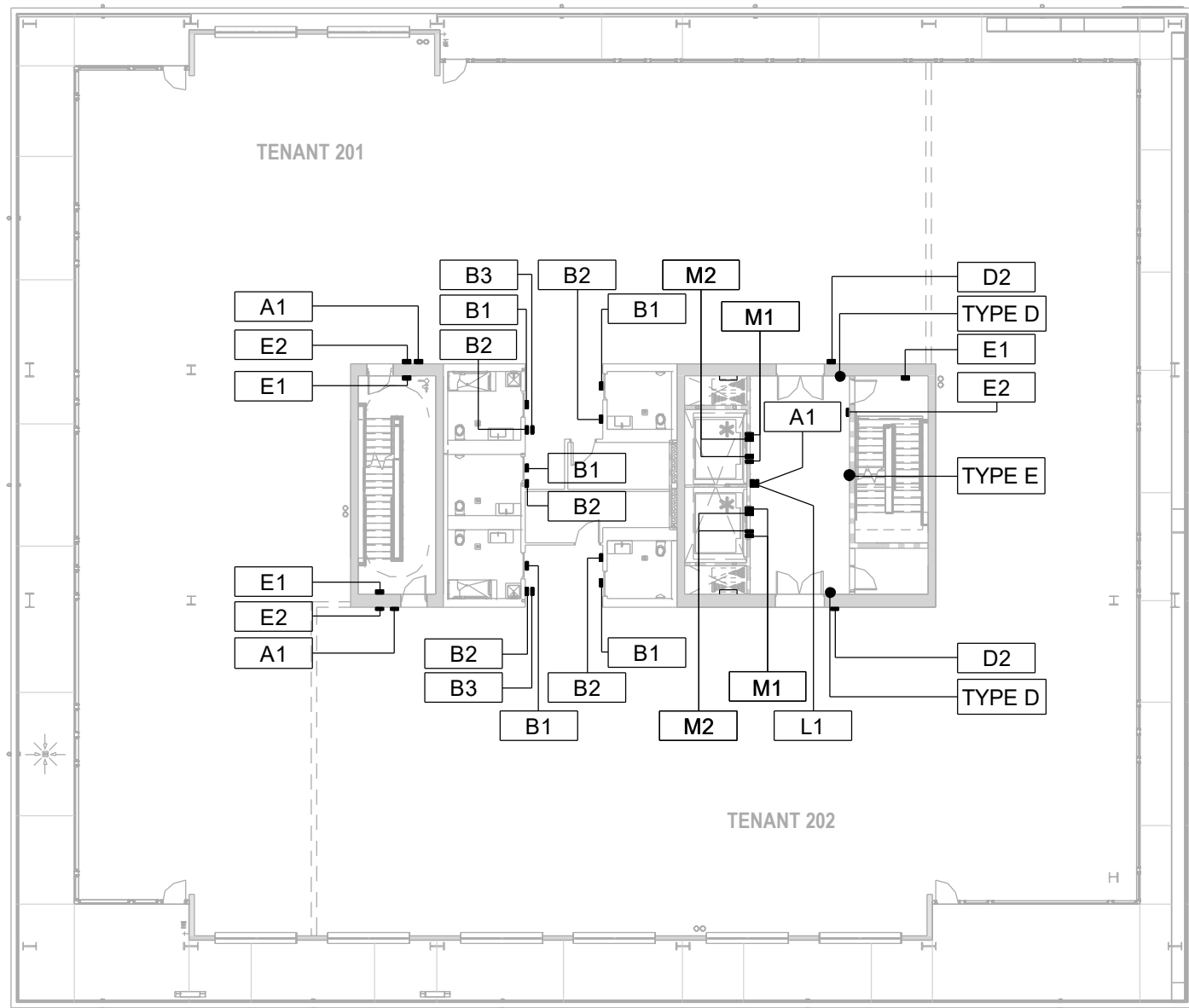
© 2019 BALIAN ARCHITECTS. ALL RIGHTS RESERVED. ALL DRAWINGS, SPECIFICATIONS, SERIAL PLANS, ARRANGEMENTS, CONCEPTS AND DESIGNS CONTAINED IN THIS PRELIMINARY AND FINAL DRAWING ARE THE EXCLUSIVE PROPERTY OF BALIAN ARCHITECTS, INC. AND ARE PROTECTED BY INTELLECTUAL PROPERTY LAWS, INCLUDING WITHOUT LIMITATION, THE COPYRIGHT LAWS FOUND IN U.S. CODE TITLE 17, AND ANY AND ALL OTHER LAWS FOR WHICH THEY HAVE BEEN REGISTERED. COPYING, DISTRIBUTION, REPRODUCTION OR ANY OTHER USE OF THIS INFORMATION WITHOUT THE EXPRESS WRITTEN CONSENT OF BALIAN ARCHITECTS, CONSTITUTES VIOLATION AND IS PROHIBITED TO THE EXTENT ALLOWED BY LAW.

MEMBER OF STANDARD WORKS
APRIL 19, 2021

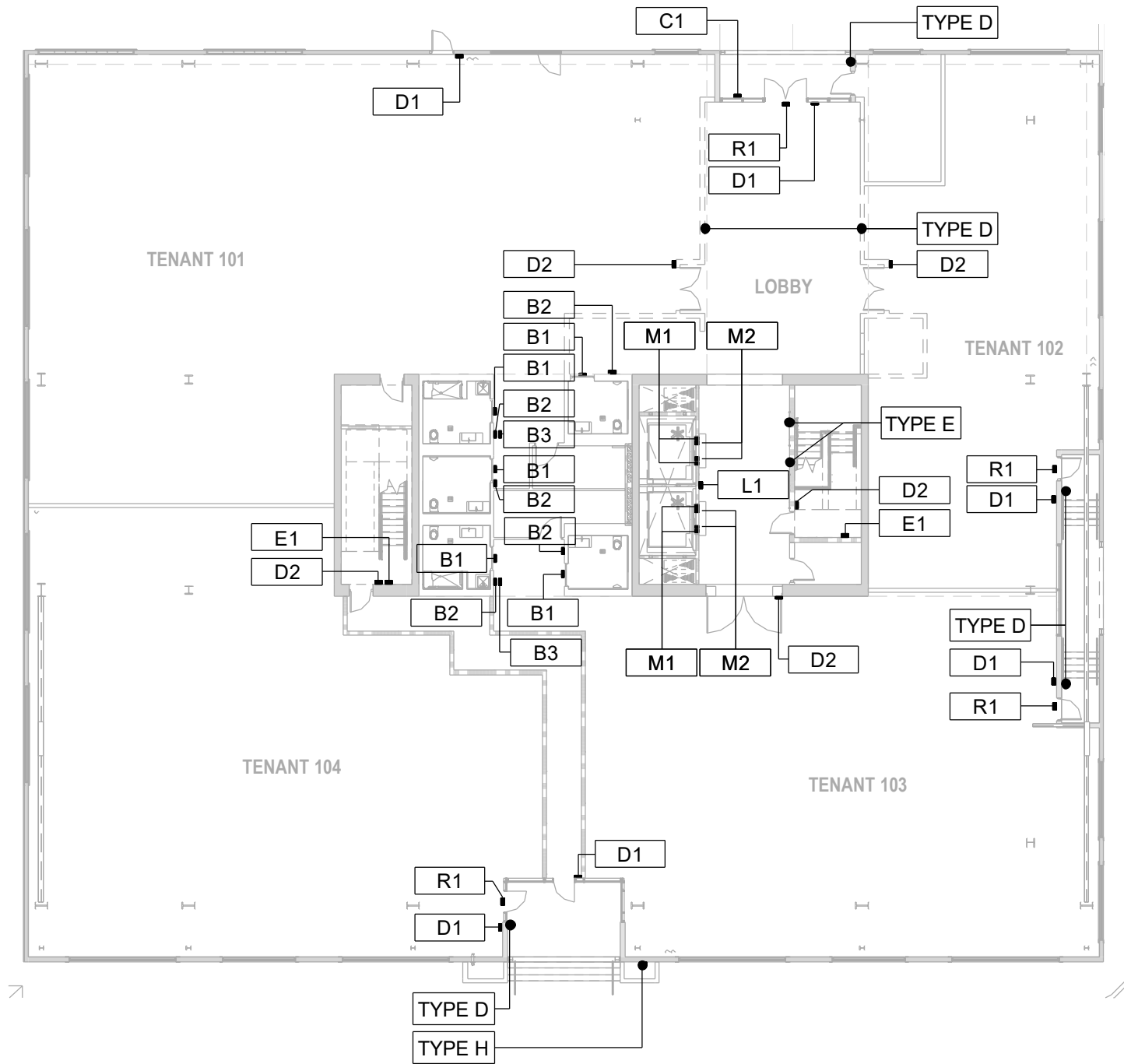
STANDARD WORKS - MASTER SIGN PROGRAM

PARCEL D - BUILDING ELEVATION 020





LEVEL 2-FLOOR PLAN
1475 E EL SEGUNDO



LEVEL 1-FLOOR PLAN
1475 E EL SEGUNDO

STANDARD WORKS - MASTER SIGN PROGRAM

PARCELA-LEVEL 1 AND LEVEL 2 FLOOR PLAN

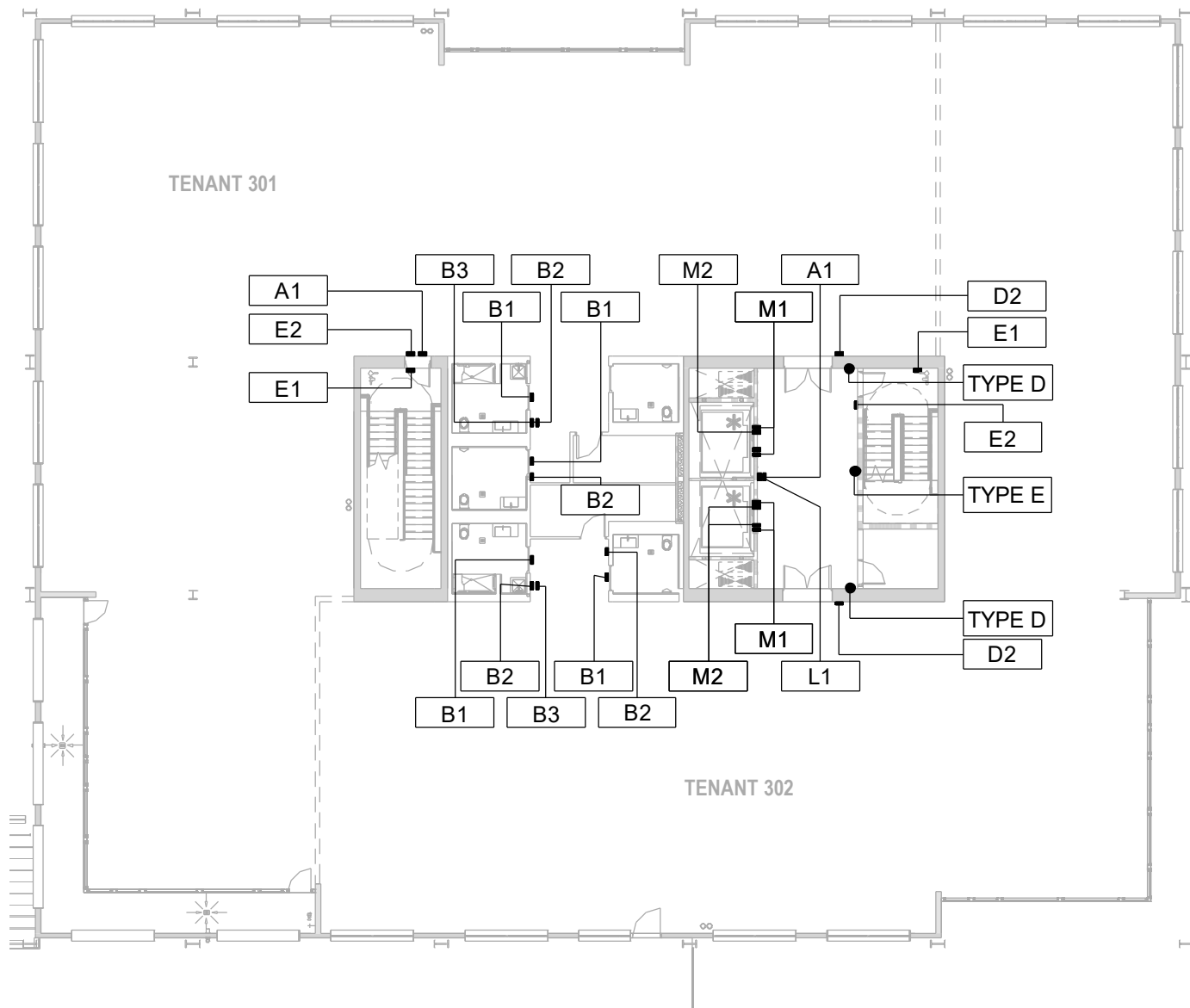
021



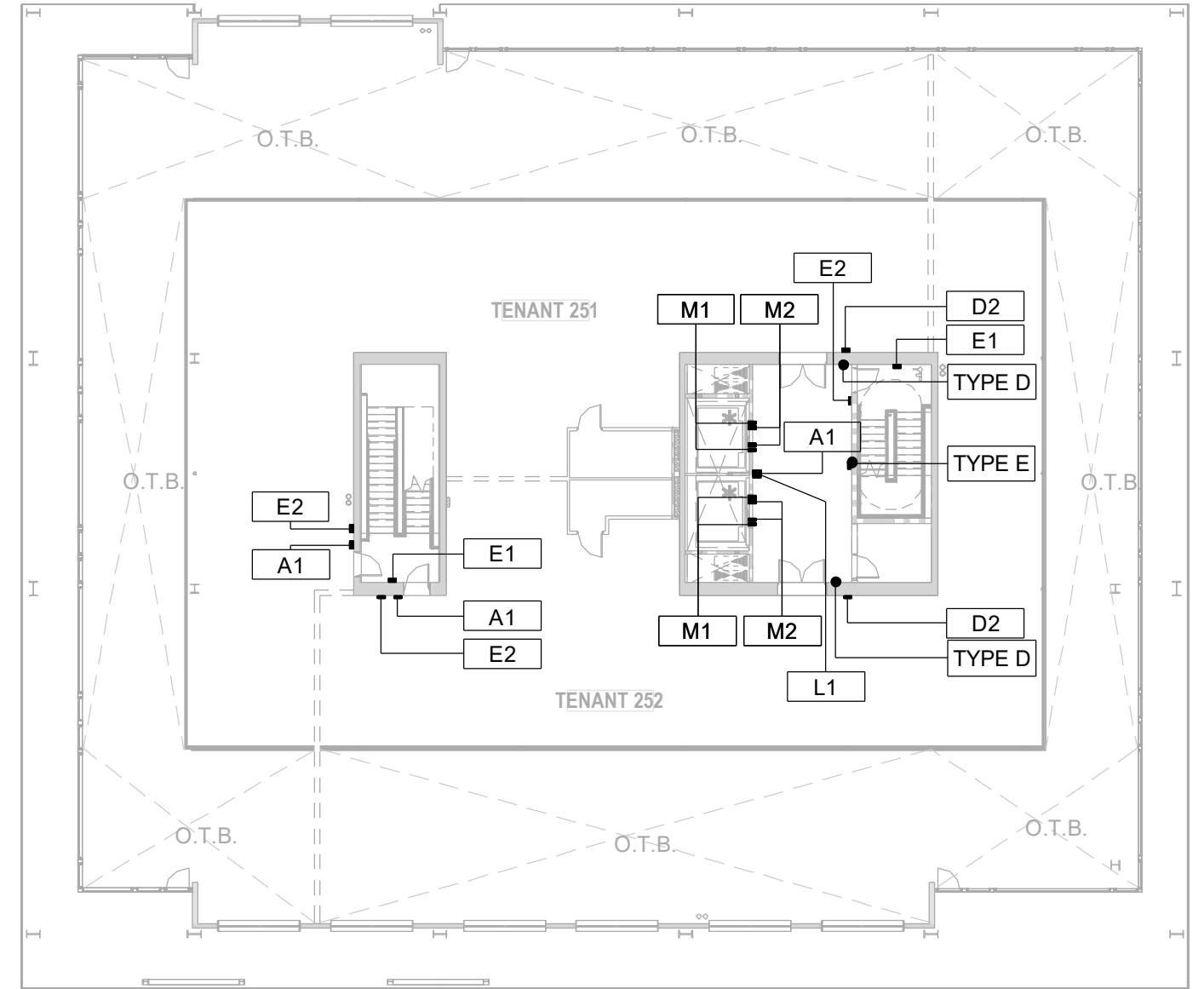
ARCHITECTS

© 2019 BALIAN ARCHITECTS. ALL RIGHTS RESERVED. ALL DRAWINGS, SPECIFICATIONS, SCHEDULES, PANEL ARRANGEMENTS, CONCEPTS AND DETAILS CONTAINED IN THIS PRELIMINARY AND FINAL DRAWING ARE THE EXCLUSIVE PROPERTY OF BALIAN ARCHITECTS, INC. AND ARE PROTECTED BY INTELLECTUAL PROPERTY LAWS, INCLUDING WITHOUT LIMITATION, THE COPYRIGHT LAWS FOUND IN U.S. CODE TITLE 17, AND ANY AND ALL OTHER LAWS FOR WHICH THEY ARE BEING PREPARED. COPYING, DISTRIBUTION, REPRODUCTION OR DISPLAY OF ANY PART OF THIS DRAWING WITHOUT THE EXPRESS WRITTEN CONSENT OF BALIAN ARCHITECTS, CONSTITUTES VIOLATION AND IS PROHIBITED TO THE EXTENT ALLOWED BY LAW.
 1475 E EL SEGUNDO, EL SEGUNDO, CA 91033
 APRIL 19, 2021





LEVEL 3 - FLOOR PLAN
1475 E EL SEGUNDO



LEVEL 2 MEZZANINE-FLOOR PLAN
1475 E EL SEGUNDO



ARCHITECTS

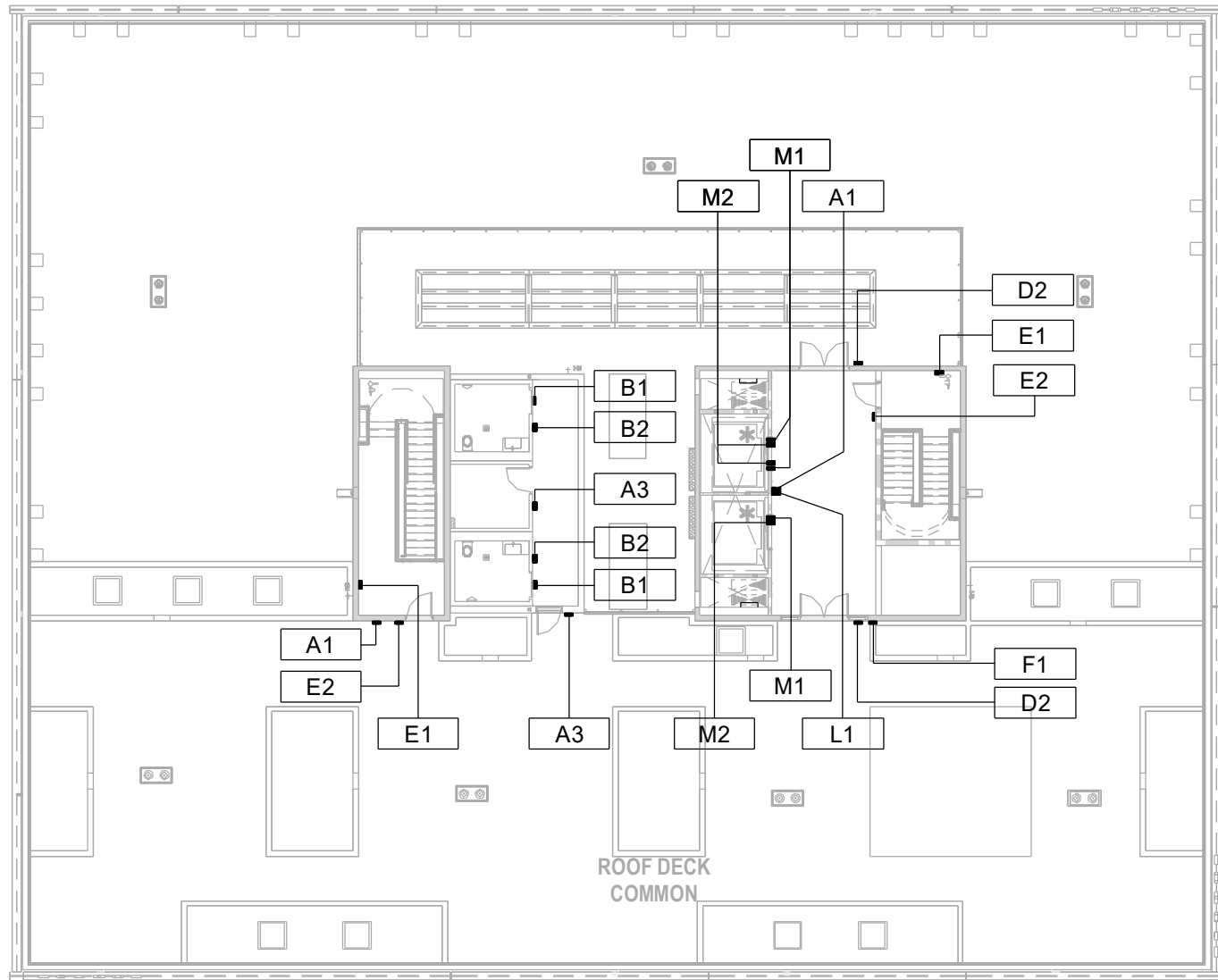
© 2019 BALIAN ARCHITECTS. ALL RIGHTS RESERVED. ALL DRAWINGS, SPECIFICATIONS, SCHEDULES, PANEL ARRANGEMENTS, CONCEPTS AND DETAILS CONTAINED IN THIS PRELIMINARY AND FINAL DRAWING ARE THE EXCLUSIVE PROPERTY OF BALIAN ARCHITECTS, INC. AND ARE PROTECTED BY INTELLECTUAL PROPERTY LAWS, INCLUDING WITHOUT LIMITATION, THE COPYRIGHT LAWS FOUND IN U.S. CODE TITLE 17, AND ANY AND ALL OTHER LAWS FOR THE PROTECTION OF INTELLECTUAL PROPERTY. NO PART OF THIS DRAWING, INCLUDING ANY INFORMATION CONTAINED HEREIN, IS TO BE REPRODUCED OR TRANSMITTED IN ANY FORM OR BY ANY MEANS, ELECTRONIC OR MECHANICAL, INCLUDING PHOTOCOPYING, RECORDING, OR BY ANY INFORMATION STORAGE AND RETRIEVAL SYSTEM, WITHOUT THE EXPRESS WRITTEN CONSENT OF BALIAN ARCHITECTS, INC. THE USER OF THIS DRAWING AGREES TO HOLD BALIAN ARCHITECTS, INC. HARMLESS FROM ANY AND ALL LIABILITY, INCLUDING REASONABLE ATTORNEY'S FEES, ARISING FROM OR OUT OF SUCH REPRODUCTION OR TRANSMISSION.
APRIL 19, 2021

STANDARD WORKS - MASTER SIGN PROGRAM

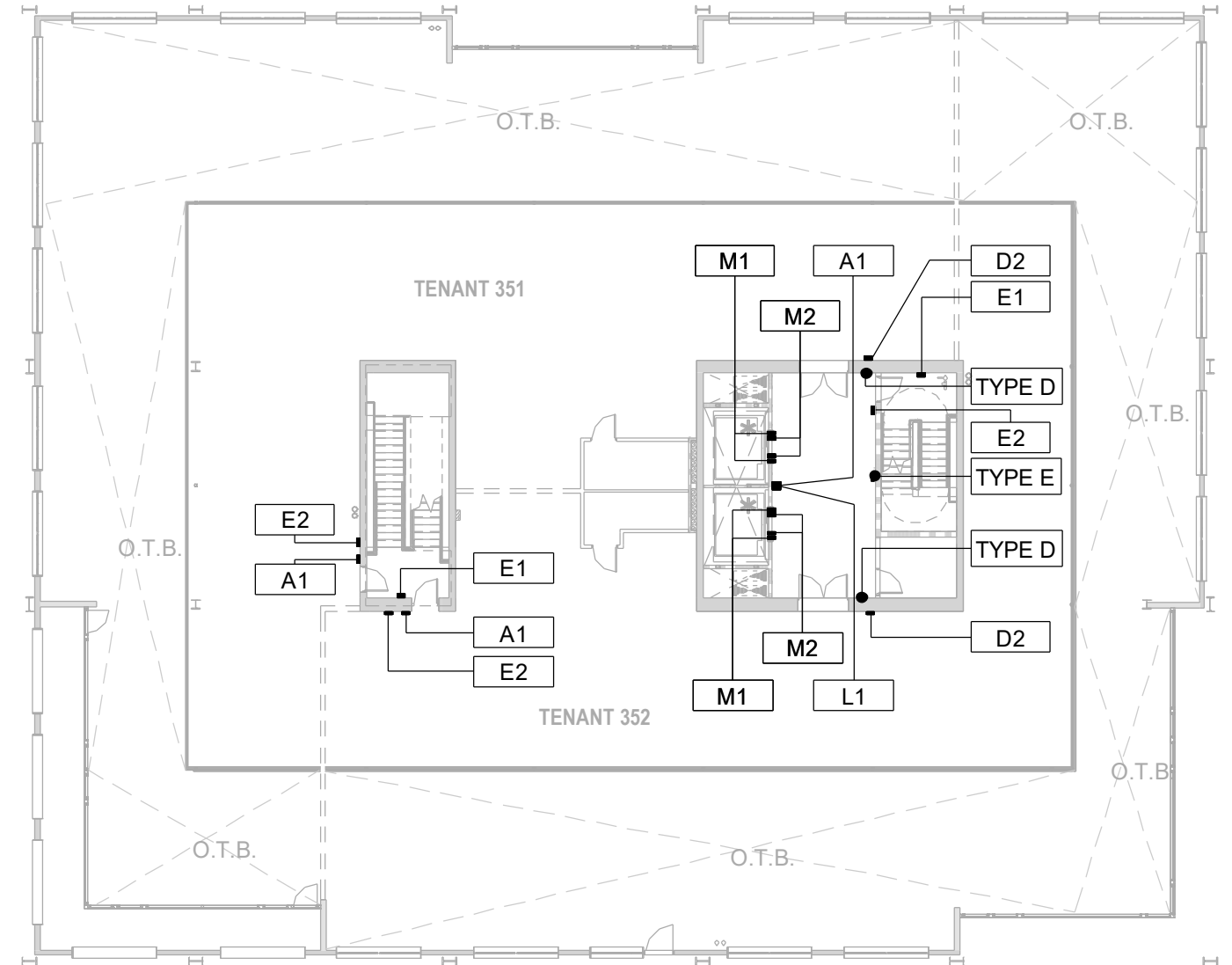
PARCELA A-LEVEL 2 MEZZANINE AND LEVEL 3 FLOOR PLAN

022





ROOF-FLOOR PLAN
1475 E EL SEGUNDO



LEVEL 3 MEZZANINE-FLOOR PLAN
1475 E EL SEGUNDO



ARCHITECTS

© 2019 BALIAN ARCHITECTS. ALL RIGHTS RESERVED. ALL DRAWINGS, SPECIFICATIONS, SCHEDULES, PANEL ARRANGEMENTS, CONCEPTS AND DETAILS CONTAINED IN THIS PRELIMINARY AND SHALL REMAIN THE EXCLUSIVE PROPERTY OF BALIAN ARCHITECTS, INC. AND ARE PROTECTED BY INTELLECTUAL PROPERTY LAWS, INCLUDING WITHOUT LIMITATION, THE COPYRIGHT LAWS FOUND IN U.S. CODE TITLE 17, AND ANY APPLICABLE STATE AND FEDERAL LAWS. NO PART OF THIS DOCUMENT IS TO BE REPRODUCED OR TRANSMITTED IN ANY FORM OR BY ANY MEANS, ELECTRONIC OR MECHANICAL, INCLUDING PHOTOCOPYING, RECORDING, OR BY ANY INFORMATION STORAGE AND RETRIEVAL SYSTEM, WITHOUT THE EXPRESS WRITTEN PERMISSION OF BALIAN ARCHITECTS, INC. ALL RIGHTS RESERVED. THIS DOCUMENT IS THE PROPERTY OF BALIAN ARCHITECTS, INC. AND IS TO BE USED ONLY FOR THE PROJECT AND SITE SPECIFICALLY IDENTIFIED IN THE TITLE BLOCK. ANY OTHER USE IS STRICTLY PROHIBITED.

MEMPHIS, TN 38102
APRIL 19, 2021

STANDARD WORKS - MASTER SIGN PROGRAM

PARCELA-LEVEL 3 MEZZANINE AND ROOF FLOOR PLAN

023



TYPE F
SUITE 302

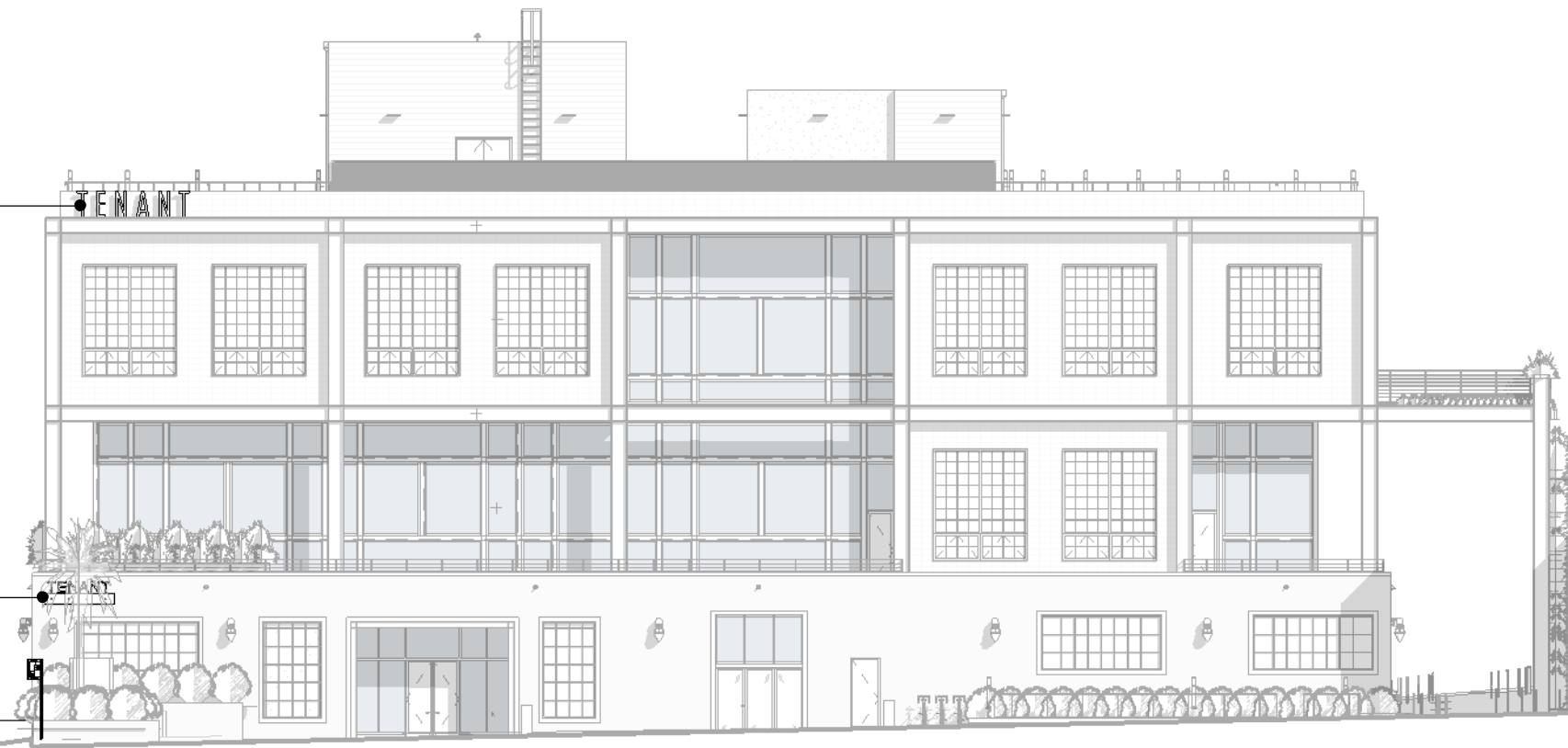
KANSAS ST

TYPE C
SUITE 102

TYPE F
SUITE 301

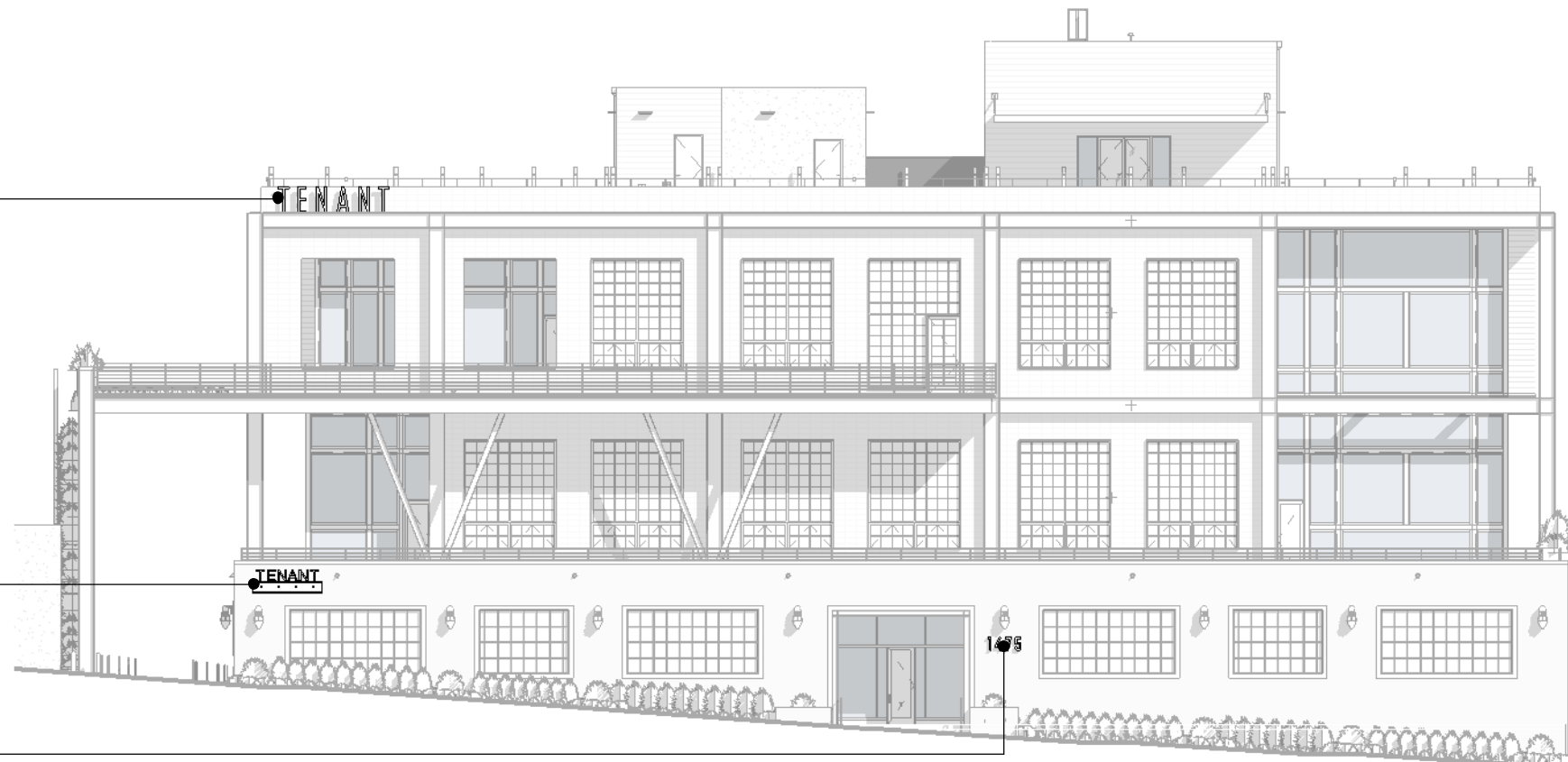
TYPE C
SUITE 104

TYPE H
1475



PROPOSED SIGN TYPES	TYPE C	10 SQ FT
	TYPE F	38.25 SQ FT
TOTAL AREA		48.25 SQ FT
NORTH FACADE ALLOWABLE		9,280 SQ FT
		5% = (9,280 x 0.05) = 464 SQ FT
		464 SQ FT > 48.25 SQ FT

NORTH ELEVATION
1475 E EL SEGUNDO



PROPOSED SIGN TYPES	TYPE C	10 SQ FT
	TYPE F	38.25 SQ FT
	TYPE H	6 SQ FT
TOTAL AREA		54.25 SQ FT
SOUTH FACADE ALLOWABLE		9,425 SQ FT
		5% = (9,425 x 0.05) = 471.25 SQ FT
		471.25 SQ FT > 54.25 SQ FT

SOUTH ELEVATION
1475 E EL SEGUNDO



ARCHITECTS

© 2019 BALIAN ARCHITECTS. ALL RIGHTS RESERVED. ALL DRAWINGS, SPECIFICATIONS, SCHEDULES, DETAILS, CONCEPTS AND DESIGNS CONTAINED IN THIS PRELIMINARY AND FINAL DRAWING ARE THE EXCLUSIVE PROPERTY OF BALIAN ARCHITECTS, INC. AND ARE PROTECTED BY INTELLECTUAL PROPERTY LAWS, INCLUDING WITHOUT LIMITATION, THE COPYRIGHT LAWS FOUND IN U.S. CODE TITLE 17, AND ANY AND ALL OTHER LAWS FOR THE PROTECTION OF INTELLECTUAL PROPERTY. ANY REPRODUCTION OR TRANSMISSION OF ANY PART OF THIS DRAWING WITHOUT THE EXPRESS WRITTEN CONSENT OF BALIAN ARCHITECTS, CONSTITUTES VIOLATION AND IS PROHIBITED TO THE EXTENT ALLOWED BY LAW.

APRIL 19, 2021

STANDARD WORKS - MASTER SIGN PROGRAM

PARCELA-BUILDING ELEVATION 024

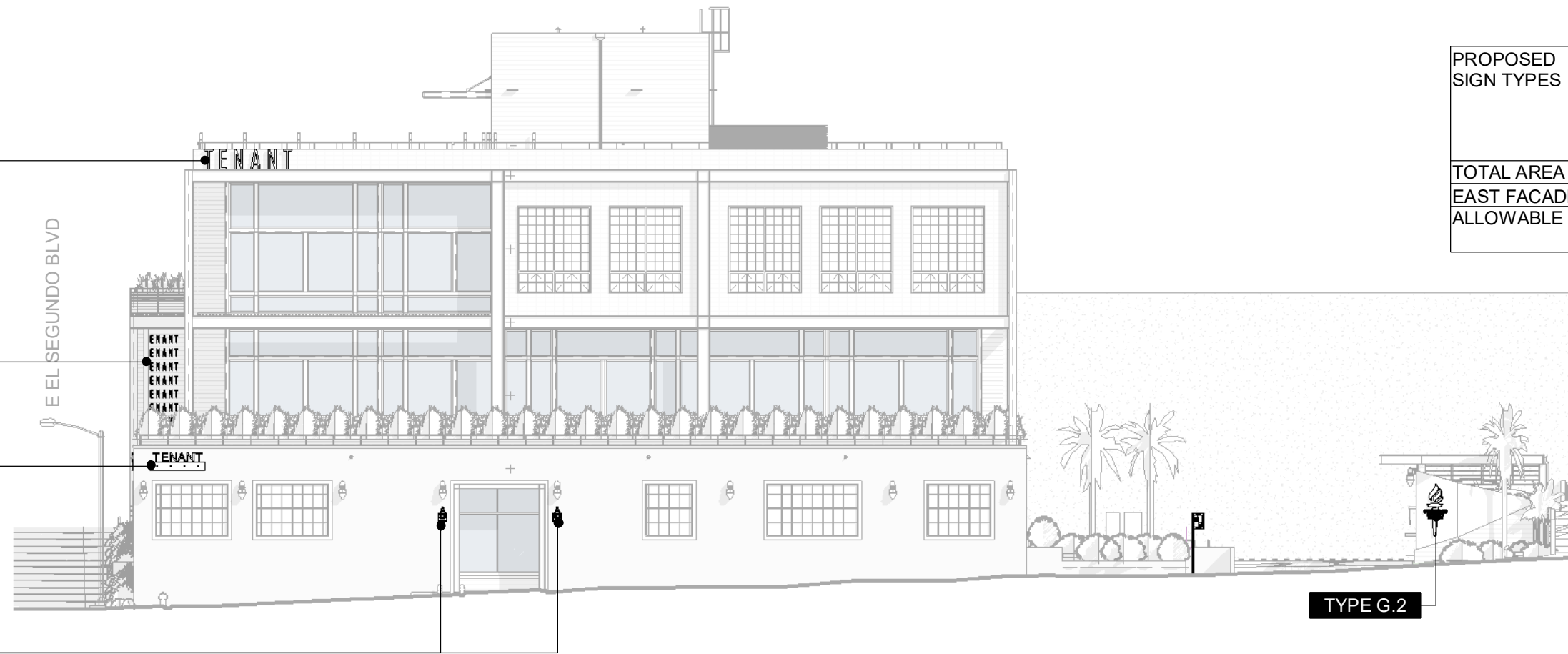


TYPE F	
SUITE 301	
SUITE 302	

TYPE G.3	
SUITE 101	SUITE 201
SUITE 102	SUITE 202
SUITE 103	SUITE 301
SUITE 104	SUITE 302

TYPE C	
SUITE 103	

TYPE D	
SUITE 101	
SUITE 102	



PROPOSED SIGN TYPES	TYPE C	10 SQ FT
	TYPE D (2) (2 x 0.875) =	1.75 SQ FT
	TYPE F	38.25 SQ FT
	TYPE G.3 (8) (8 x 5.6) =	44.8 SQ FT
	TYPE G.2	30 SQ FT
TOTAL AREA	124.8 SQ FT	
EAST FACADE ALLOWABLE	7,967 SQ FT	
	5% = (7,967 x 0.05) = 398.35 SQ FT	
	398.35 SQ FT > 124.8 SQ FT	

EAST ELEVATION
1475 E EL SEGUNDO



PROPOSED SIGN TYPES	TYPE F	30 SQ FT
	TYPE G (8) (8 x 5.6) =	44.8 SQ FT
TOTAL AREA	74.8 SQ FT	
WEST FACADE ALLOWABLE	6,785 SQ FT	
	5% = (6,785 x 0.05) = 339.25 SQ FT	
	339.25 SQ FT > 74.8 SQ FT	

WEST ELEVATION
1475 E EL SEGUNDO

STANDARD WORKS - MASTER SIGN PROGRAM

PARCELA-BUILDING ELEVATION 025



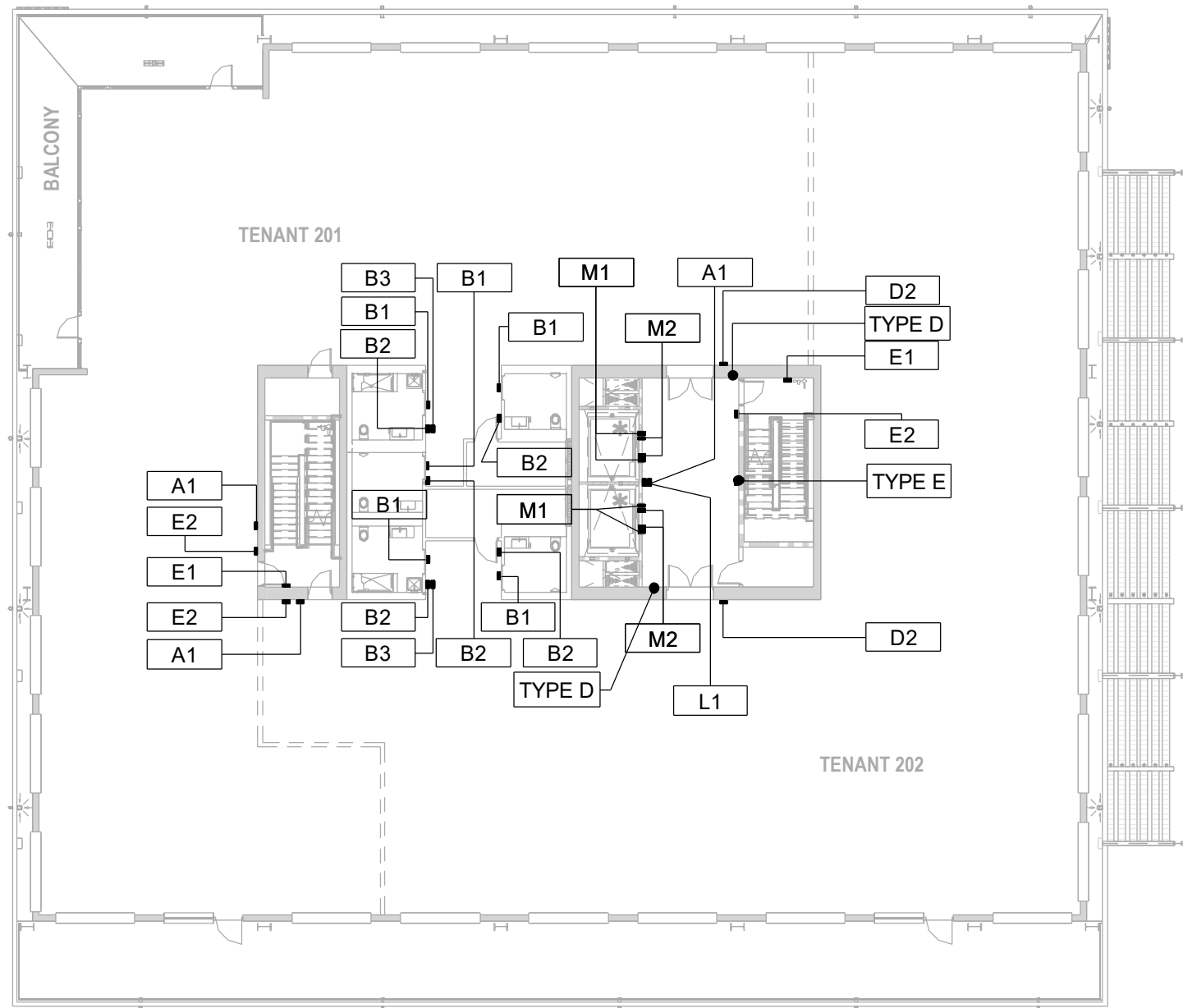
ARCHITECTS

© 2019 BALIAN ARCHITECTS. ALL RIGHTS RESERVED. ALL DRAWINGS, SPECIFICATIONS, SERIAL PLANS, ARRANGEMENTS, CONCEPTS AND DESIGN CONTAINED IN THIS PRELIMINARY AND FINAL DRAWING ARE THE EXCLUSIVE PROPERTY OF BALIAN ARCHITECTS, INC. AND ARE PROTECTED BY INTELLECTUAL PROPERTY LAWS, INCLUDING WITHOUT LIMITATION, THE COPYRIGHT LAWS FOUND IN U.S. CODE TITLE 17, AND ANY AND ALL OTHER LAWS FOR THE SPECIFIC PROJECT FOR WHICH THIS HAS BEEN PREPARED. COPYING, DISTRIBUTION, REPRODUCTION OR ANY OTHER PREDICATION WITHOUT THE EXPRESS WRITTEN CONSENT OF BALIAN ARCHITECTS, CONSTITUTES VIOLATION AND IS PROHIBITED TO THE FULLEST EXTENT ALLOWED BY LAW.

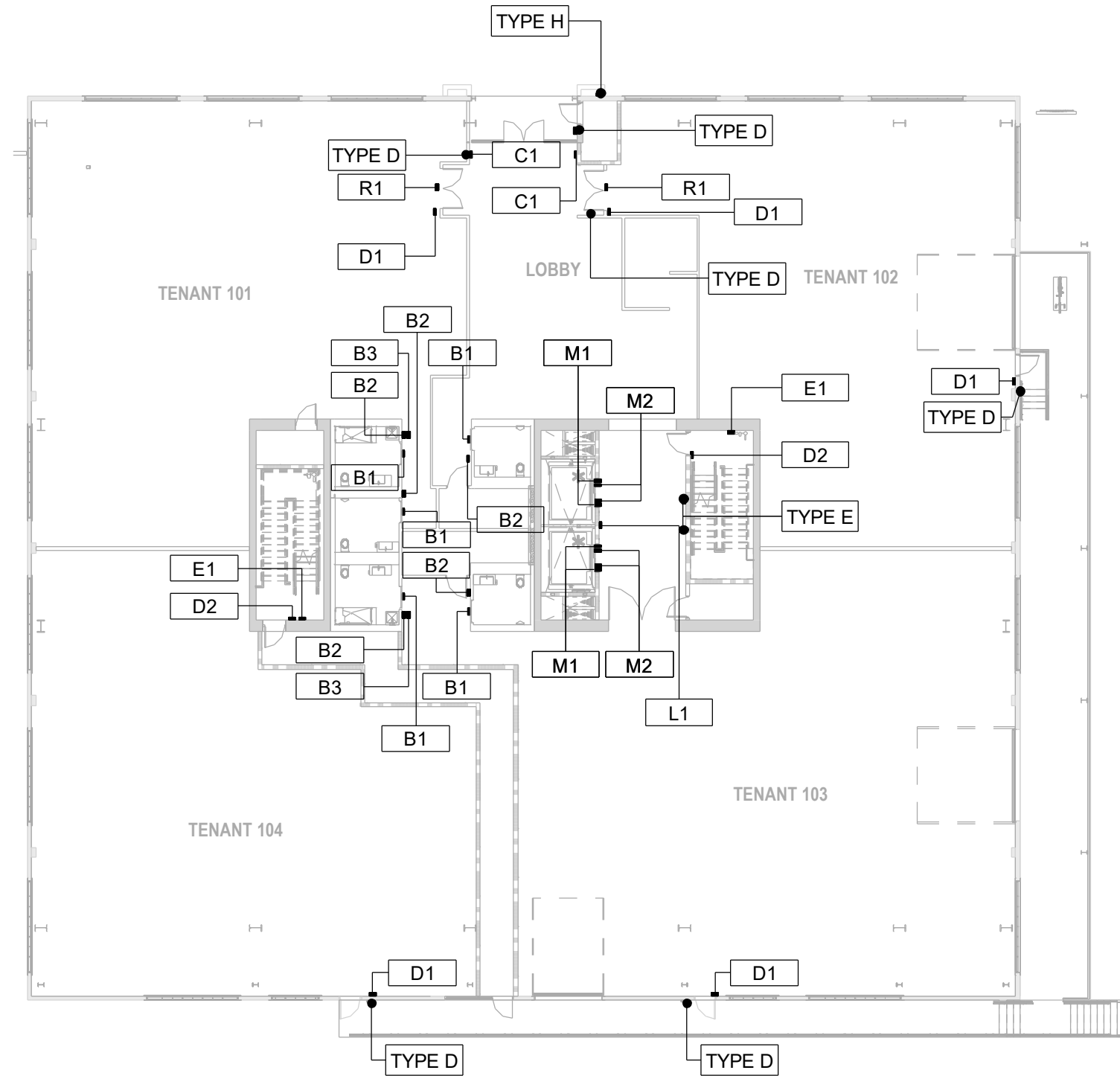
MEMBER OF THE DESIGN GROUP WITH A COMMITMENT TO EXCELLENCE

APRIL 19, 2021





LEVEL 2-FLOOR PLAN
1330 E FRANKLIN



LEVEL 1-FLOOR PLAN
1330 E FRANKLIN

STANDARD WORKS - MASTER SIGN PROGRAM

PARCELE-LEVEL 1 AND LEVEL 2 FLOOR PLAN

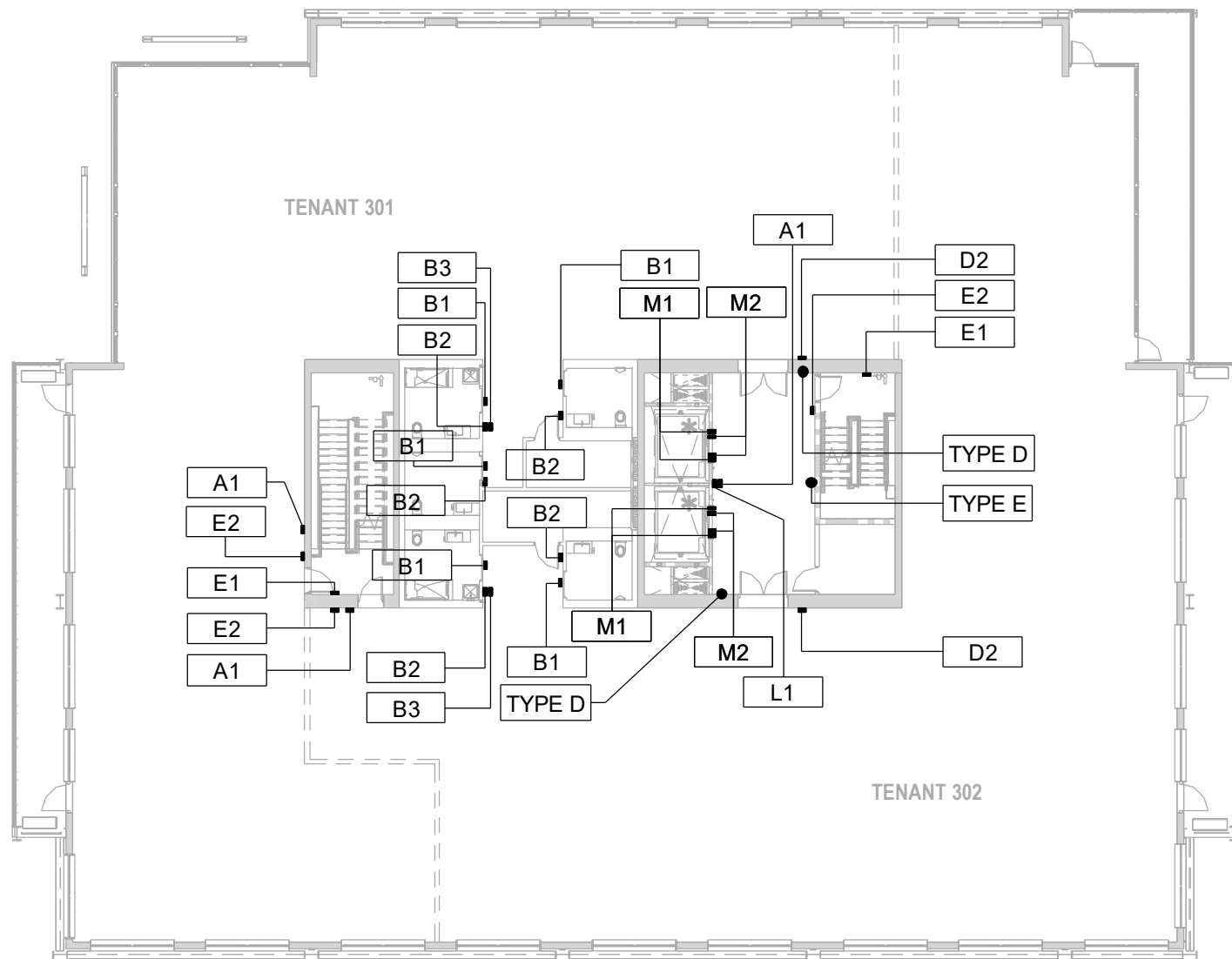
026



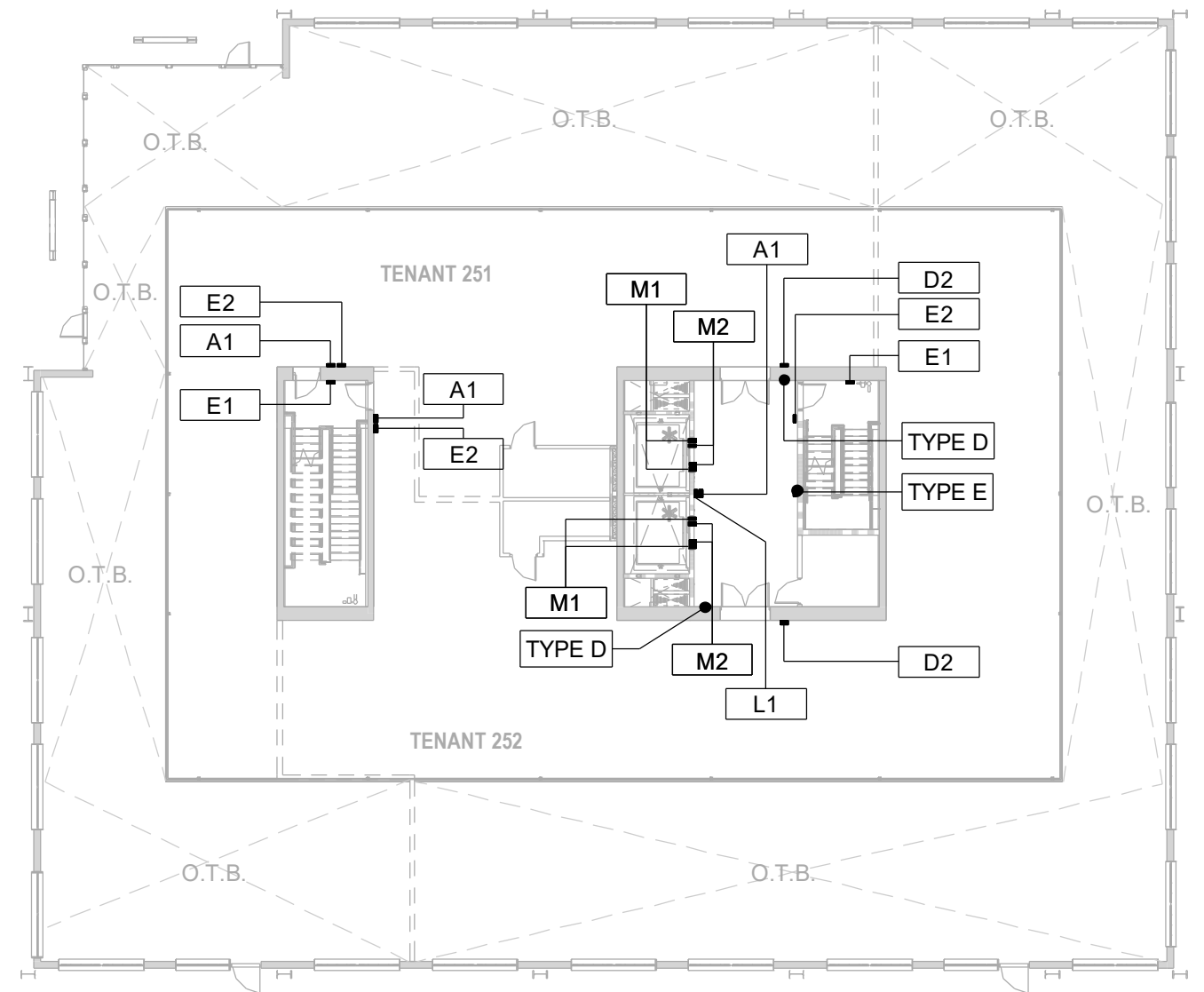
ARCHITECTS

© 2019 BALIAN ARCHITECTS. ALL RIGHTS RESERVED. ALL DRAWINGS, SPECIFICATIONS, SCHEDULES, PANEL ARRANGEMENTS, CONCEPTS AND DETAILS CONTAINED IN THIS PRELIMINARY AND FINAL DRAWING ARE THE EXCLUSIVE PROPERTY OF BALIAN ARCHITECTS, INC. AND ARE PROTECTED BY INTELLECTUAL PROPERTY LAWS, INCLUDING WITHOUT LIMITATION, THE COPYRIGHT LAWS FOUND IN U.S. CODE TITLE 17, AND ANY AND ALL OTHER LAWS FOR THE PROTECTION OF WHICH THIS DRAWING HAS BEEN PREPARED. COPYING, DISTRIBUTION, REPRODUCTION OR ANY OTHER VIOLATION WITHOUT THE EXPRESS WRITTEN CONSENT OF BALIAN ARCHITECTS, CONSTITUTES INFRINGEMENT AND IS PROHIBITED UNDER FEDERAL AND STATE LAWS.
18040212101 BALIAN ARCHITECTS 100% FINISHED - 020219
 APRIL 19, 2021





LEVEL 3 - FLOOR PLAN
1330 E FRANKLIN



LEVEL 2 MEZZANINE - FLOOR PLAN
1330 E FRANKLIN



ARCHITECTS

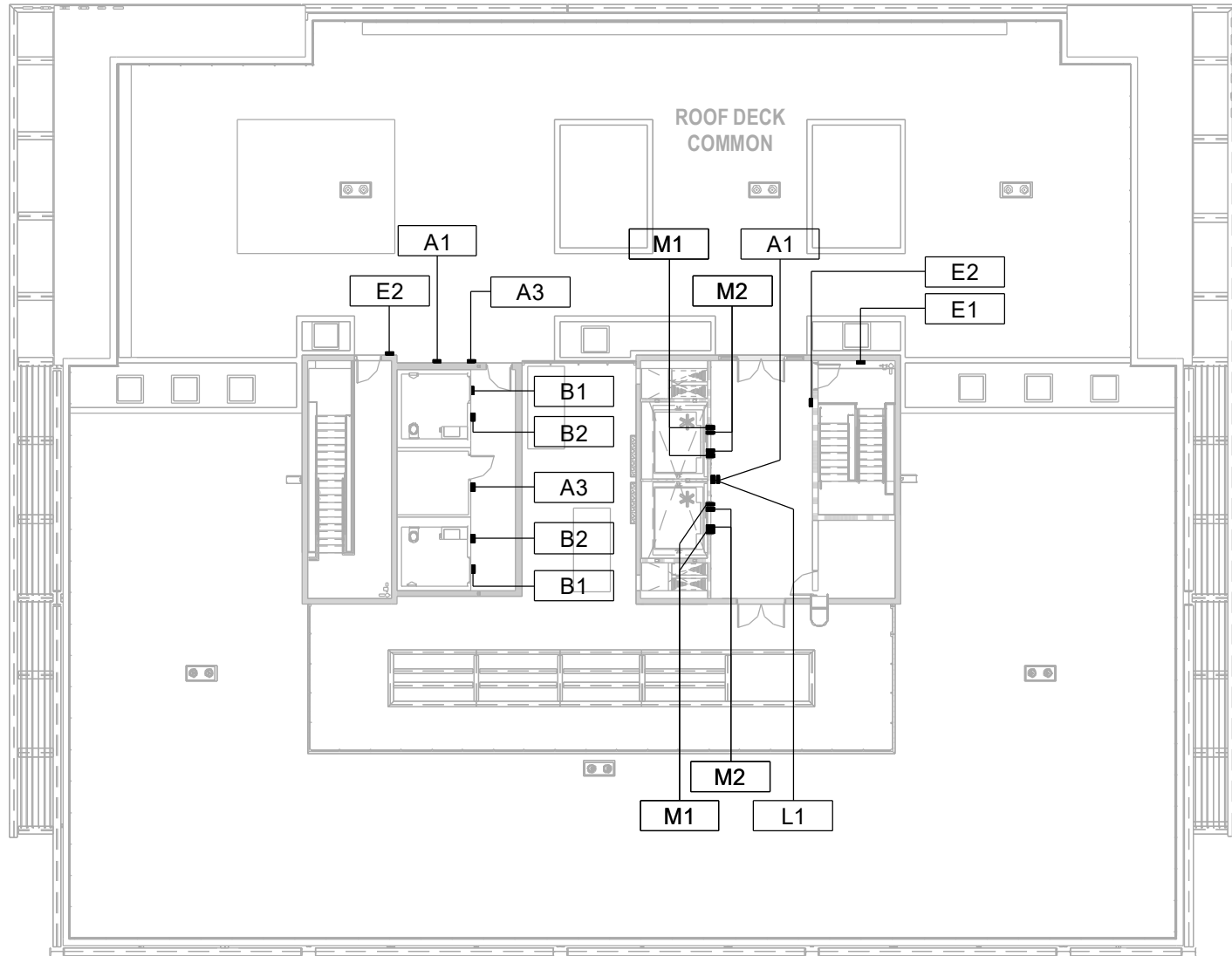
© 2016 BALIAN ARCHITECTS. ALL RIGHTS RESERVED. ALL DRAWINGS, SPECIFICATIONS, SCHEDULES, PANEL ARRANGEMENTS, CONCEPTS AND DESIGN CONTAINED IN THIS PRELIMINARY AND SHALL REMAIN THE EXCLUSIVE PROPERTY OF BALIAN ARCHITECTS, INC. AND ARE PROTECTED BY INTELLECTUAL PROPERTY LAWS, INCLUDING WITHOUT LIMITATION, THE COPYRIGHT LAWS FOUND IN U.S. CODE TITLE 17. ANY REPRODUCTION OR USE, OTHER THAN FOR THE SPECIFIC PROJECT FOR WHICH THEY HAVE BEEN PREPARED, WITHOUT THE WRITTEN PERMISSION OF BALIAN ARCHITECTS, IS STRICTLY PROHIBITED. ANY VIOLATION OF THESE TERMS SHALL BE CONSIDERED A BREACH OF CONTRACT AND SUBJECT TO LEGAL ACTION.
APRIL 19, 2021

STANDARD WORKS - MASTER SIGN PROGRAM

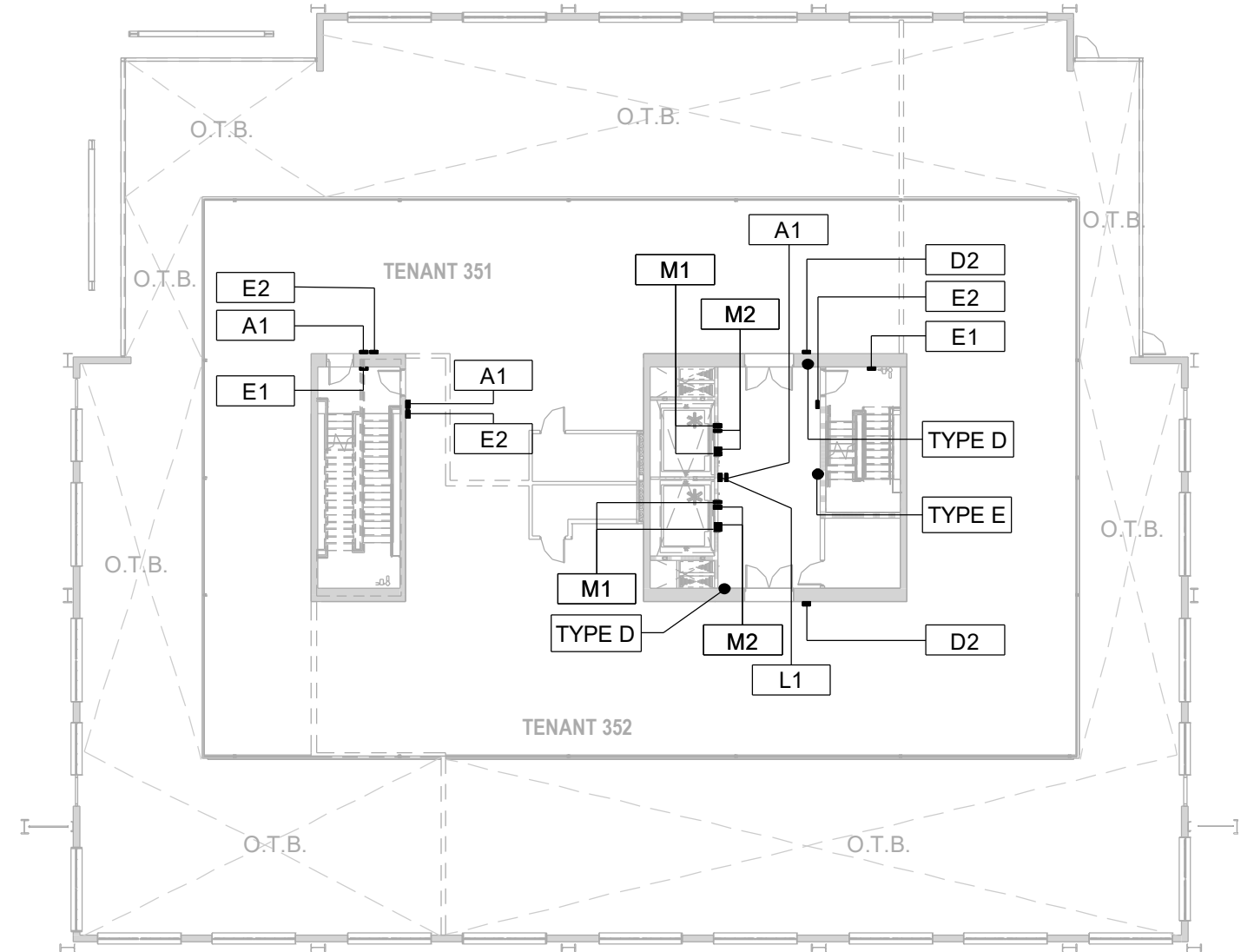
PARCELE-LEVEL 2 MEZZANINE AND LEVEL 3 FLOOR PLAN

027





ROOF-FLOOR PLAN
1330 E FRANKLIN



LEVEL 3 MEZZANINE-FLOOR PLAN
1330 E FRANKLIN



ARCHITECTS

© 2019 BALIAN ARCHITECTS. ALL RIGHTS RESERVED. ALL DRAWINGS, SPECIFICATIONS, SCHEDULES, DETAILS, PLANS, ARRANGEMENTS, CONCEPTS AND DESIGNS CONTAINED IN THIS PRELIMINARY AND FINAL DRAWING ARE THE EXCLUSIVE PROPERTY OF BALIAN ARCHITECTS, INC. AND ARE PROTECTED BY INTELLECTUAL PROPERTY LAWS, INCLUDING WITHOUT LIMITATION, THE COPYRIGHT LAWS FOUND IN U.S. CODE TITLE 17, AND ANY AND ALL OTHER LAWS FOR WHICH THEY HAVE BEEN PREPARED, COPIED, DISTRIBUTION, REPRODUCTION OR DISPLAY OF ANY PART THEREOF WITHOUT THE EXPRESS WRITTEN CONSENT OF BALIAN ARCHITECTS, CONSTITUTES VIOLATION AND IS PROHIBITED TO BE USED FOR ANY PURPOSE OTHER THAN THAT FOR WHICH THEY WERE PREPARED BY BALIAN ARCHITECTS.
APRIL 19, 2021

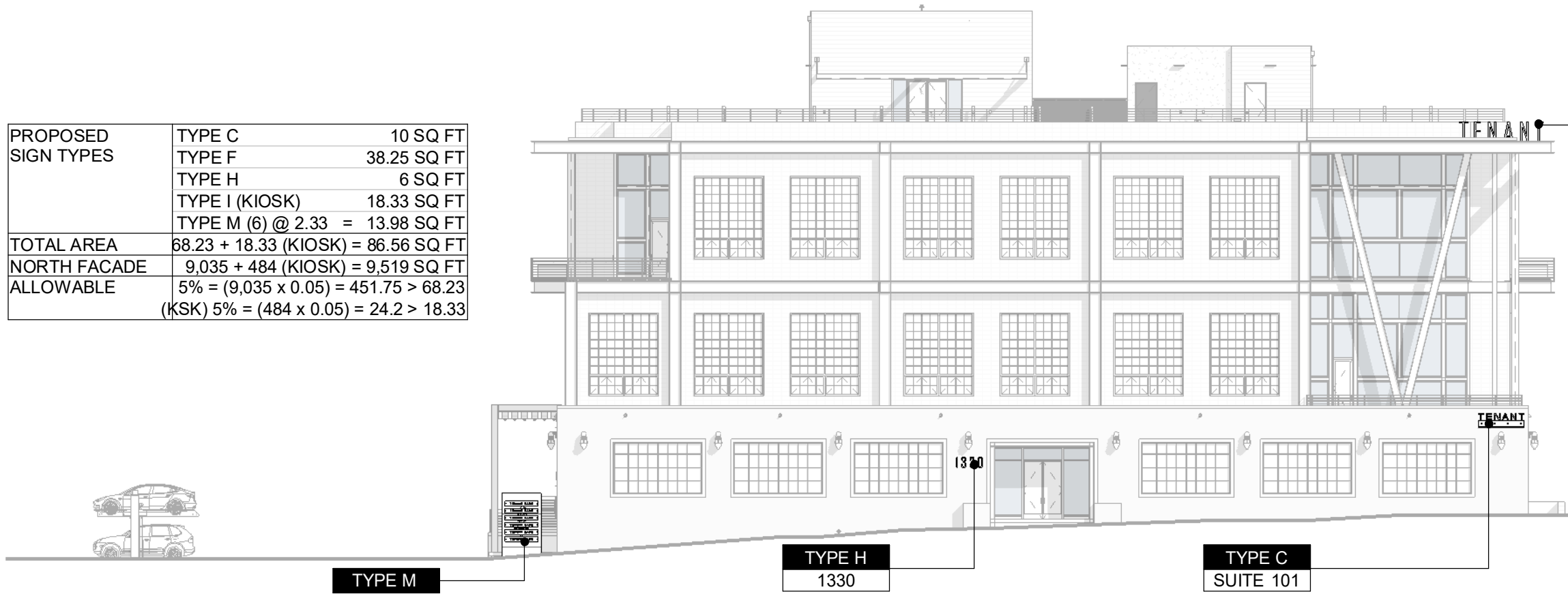
STANDARD WORKS - MASTER SIGN PROGRAM

PARCELE-LEVEL 3 MEZZANINE AND ROOF FLOOR PLAN

028



PROPOSED SIGN TYPES	TYPE C	10 SQ FT
	TYPE F	38.25 SQ FT
	TYPE H	6 SQ FT
	TYPE I (KIOSK)	18.33 SQ FT
	TYPE M (6) @ 2.33	= 13.98 SQ FT
TOTAL AREA	68.23 + 18.33 (KIOSK) = 86.56 SQ FT	
NORTH FACADE ALLOWABLE	9,035 + 484 (KIOSK) = 9,519 SQ FT	
	5% = (9,035 x 0.05) = 451.75 > 68.23	
	(KSK) 5% = (484 x 0.05) = 24.2 > 18.33	

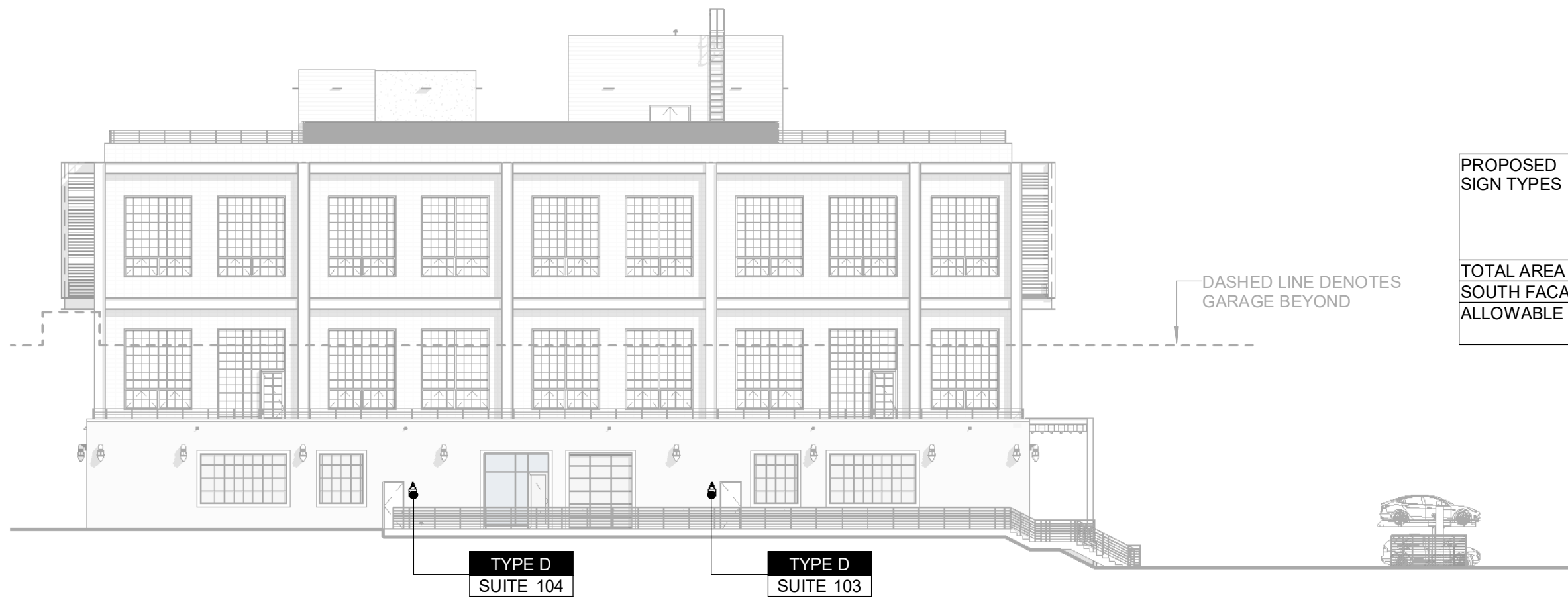


TYPE F
SUITE 301

TYPE I
KIOSK 105



KIOSK ELEVATION
NORTH ELEVATION
1330 E FRANKLIN



DASHED LINE DENOTES GARAGE BEYOND

PROPOSED SIGN TYPES	TYPE D (2) (2 x 0.875) = 1.75 SQ FT
TOTAL AREA	1.75 SQ FT
SOUTH FACADE ALLOWABLE	8,870 SQ FT
	5% = (8,870 x 0.05) = 443.5 SQ FT
	443.5 SQ FT > 1.75 SQ FT

SOUTH ELEVATION
1330 E FRANKLIN



ARCHITECTS

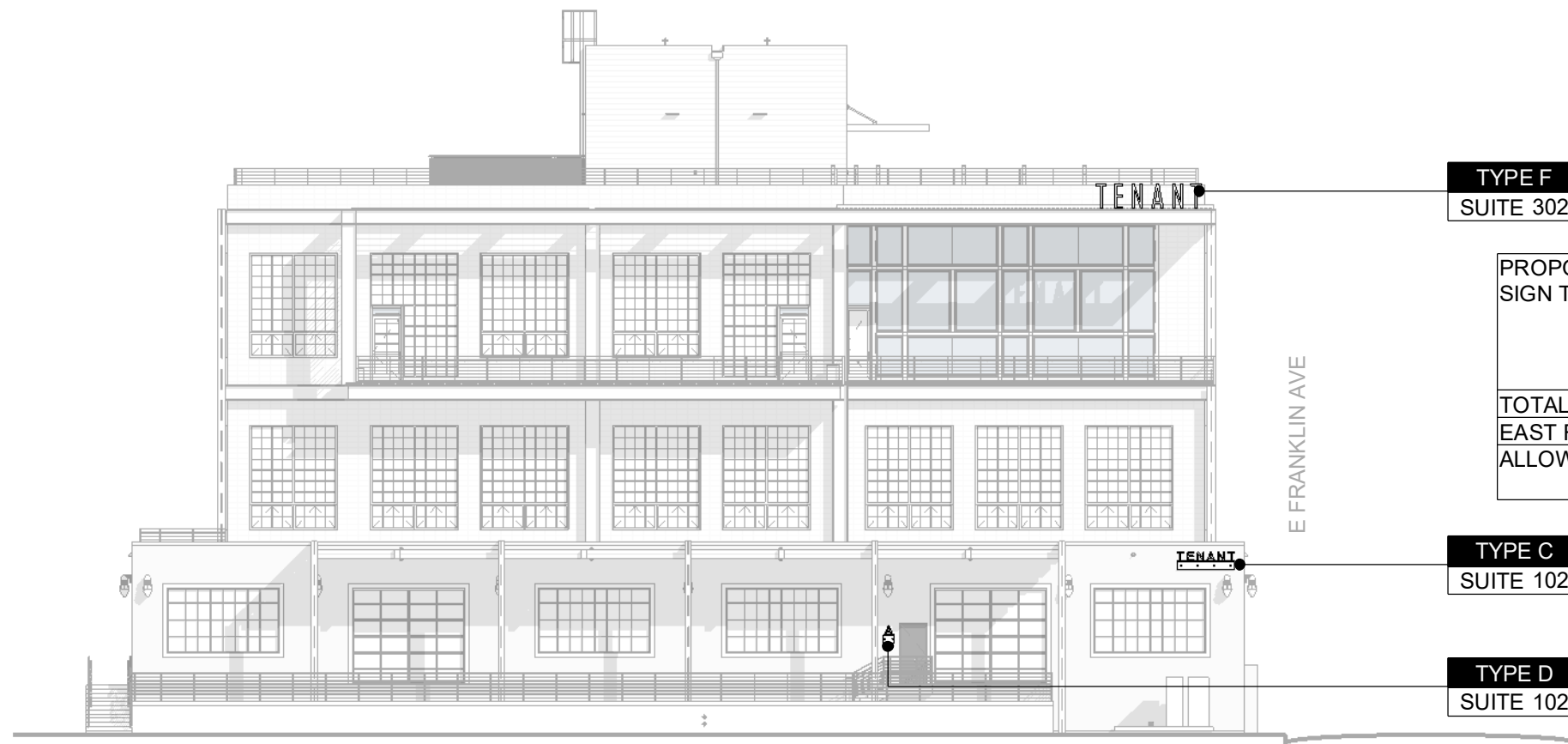
© 2019 BALIAN ARCHITECTS. ALL RIGHTS RESERVED. ALL DRAWINGS, SPECIFICATIONS, SCHEDULES, PANEL ARRANGEMENTS, CONCEPTS AND DESIGN CONTAINED IN THIS PRELIMINARY AND FINAL DRAWING ARE THE EXCLUSIVE PROPERTY OF BALIAN ARCHITECTS, INC. AND ARE PROTECTED BY INTELLECTUAL PROPERTY LAWS, INCLUDING WITHOUT LIMITATION, THE COPYRIGHT LAWS PROVIDED IN U.S. CODE TITLE 17. ANY REPRODUCTION OR USE, OTHER THAN FOR THE SPECIFIC PROJECT FOR WHICH THIS HAS BEEN PREPARED, WITHOUT THE WRITTEN PERMISSION OF BALIAN ARCHITECTS, IS STRICTLY PROHIBITED. ANY REPRODUCTION OR USE OF ANY PART OF THIS DRAWING WITHOUT THE WRITTEN PERMISSION OF BALIAN ARCHITECTS, IS STRICTLY PROHIBITED AND IS HEREBY FORWARDED TO THE APPLICABLE AUTHORITIES FOR PROSECUTION.

APRIL 19, 2021

STANDARD WORKS - MASTER SIGN PROGRAM

PARCELE-BUILDING ELEVATION 029





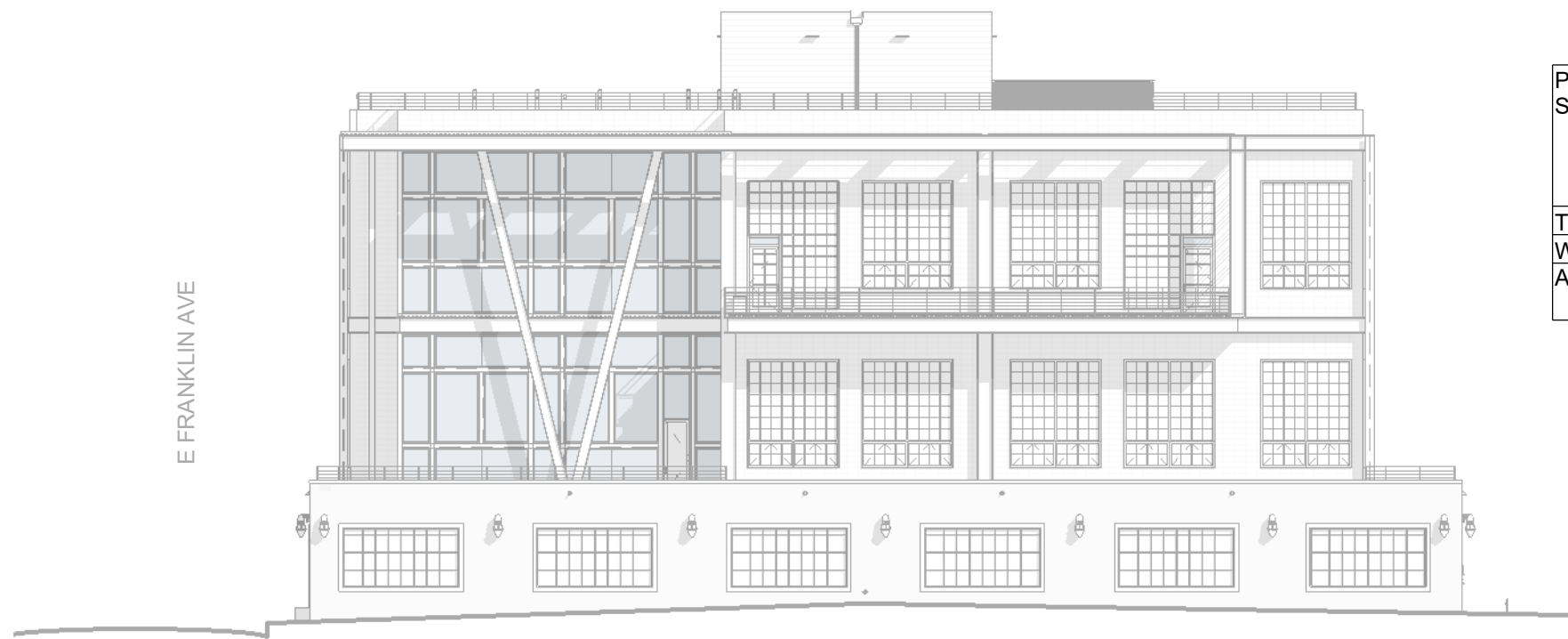
TYPE F
SUITE 302

PROPOSED SIGN TYPES	TYPE C	10 SQ FT
	TYPE D	0.875 SQ FT
	TYPE F	38.25 SQ FT
TOTAL AREA		43.125 SQ FT
EAST FACADE ALLOWABLE		8,269 SQ FT
		5% = (8,269 x 0.05) = 413.45 SQ FT
		413.45 SQ FT > 43.125 SQ FT

TYPE C
SUITE 102

TYPE D
SUITE 102

EAST ELEVATION
1330 E FRANKLIN



PROPOSED SIGN TYPES	
TOTAL AREA	N/A
WEST FACADE ALLOWABLE	7,268 SQ FT

WEST ELEVATION
1330 E FRANKLIN



ARCHITECTS

STANDARD WORKS - MASTER SIGN PROGRAM

PARCELE-BUILDING ELEVATION 030

© 2019 BALIAN ARCHITECTS. ALL RIGHTS RESERVED. ALL DRAWINGS, SPECIFICATIONS, SERIAL PLANS, ARRANGEMENTS, CONCEPTS AND DESIGNS CONTAINED IN THIS PRELIMINARY AND SHALL REMAIN THE EXCLUSIVE PROPERTY OF BALIAN ARCHITECTS, INC. AND ARE PROTECTED BY INTELLECTUAL PROPERTY LAWS, INCLUDING WITHOUT LIMITATION, THE COPYRIGHT LAWS FOUND IN 17 USC TITLE 17, AND ANY AND ALL RIGHTS RESERVED. NO PART OF THIS DOCUMENT IS TO BE REPRODUCED OR TRANSMITTED IN ANY FORM OR BY ANY MEANS, ELECTRONIC OR MECHANICAL, INCLUDING PHOTOCOPYING, RECORDING, OR BY ANY INFORMATION STORAGE AND RETRIEVAL SYSTEM, WITHOUT THE EXPRESS WRITTEN CONSENT OF BALIAN ARCHITECTS, INC. CONSULT WITH BALIAN ARCHITECTS, INC. FOR A COMPLETE LIST OF RIGHTS RESERVED BY BALIAN ARCHITECTS, INC.

APRIL 19, 2021



